

DRAFT

# Town Of Rye Town Hall Survey

---

*Prepared by:*

*Zachary S. Azem, M.A.*

*Andrew E. Smith, Ph.D.*

*The Survey Center*

*University of New Hampshire*

*October, 2015*

*The University of New Hampshire*

**Survey Center**

The UNH Survey Center is an independent, non-partisan academic survey research organization and a division of the UNH College of Liberal Arts.

The Survey Center conducts telephone, mail, e-mail, Internet, and intercept surveys, as well as focus groups and other qualitative research for university researchers, government agencies, public non-profit organizations, private businesses, and media clients.

Our senior staff have over 50 years experience in designing and conducting custom research on a broad range of political, social, health care, and other public policy issues.

Dr. Andrew E. Smith, Director  
UNH Survey Center  
Huddleston Hall  
Durham, New Hampshire 03824  
603/862-2226 (voice)  
603/862-1488 (FAX)  
[Andrew.Smith@unh.edu](mailto:Andrew.Smith@unh.edu)

Table of Contents

Executive Summary ..... 1

    Key Findings ..... 1

    Demographics ..... 2

    Rye Town Hall Use ..... 3

    Condition of Town Hall ..... 4

    2015 Town Hall Project Vote ..... 9

    2016 Town Election ..... 11

    Voting At Rye Elementary School ..... 13

Appendix A: Detailed Tabular Results ..... A - 1

Appendix B: Open-Ended Responses..... B - 1

Appendix C: Survey Instrument ..... C - 1

## Executive Summary

The University of New Hampshire Survey Center conducted a survey for the Town of Rye to determine opinions of residents about the future of the Rye Town Hall. Surveys were mailed to two thousand, nine hundred and eighty one (2,981) households and P.O. Boxes on August 21<sup>st</sup> with a reminder postcard sent on September 4<sup>th</sup>. Households who had more than one member who wanted to take the survey could request an additional one at the Town Hall or have one sent to them by the UNH Survey Center. Completed surveys were accepted until October 9<sup>th</sup>. One thousand, one hundred thirty two (1,132) Rye residents completed the survey resulting in a response rate of 39%. The following figures display survey results, detailed tabular results can be found in Appendix A and Appendix B contains the open-ended responses and Appendix C contains the survey instrument.

## Key Findings

- None of the five provided options for the future of the Town Hall received broad support. The only two options that had more support than opposition were renovating the existing Town Hall building and constructing a new addition on the building for town office use (51% support, 42% oppose) and leaving the current Town Hall building as is for town office purposes (46% support, 44% oppose).
- Nearly two-thirds of residents opposed the other three options, which all included the construction of a new building.
- Residents are divided when it comes to what option they most prefer – 37% prefer renovating and putting an addition on the Town Hall and 29% prefer leaving the current Town Hall building as is.
- The majority of Rye residents (57%) do not want the current Town Hall building to be torn down, and just 21% believe the building has outlived its usefulness and should be torn down.
- A plurality of residents rate both the interior (44%) and exterior (37%) condition of the Rye Town Hall as fair.
- For Rye 2015 voters who supported the 2015 Town Hall project, the main reasons cited were the town needing more space (72%), the preference for renovation and an addition (62%), keeping the Town Hall in the Town Center (61%), and that the Town Hall doesn't meet code (60%).
- For Rye 2015 voters who opposed the 2015 Town Hall project, the main reasons cited were that it cost too much (75%) and that the proposed project was too big (45%).
- While the majority of 2015 voters (84%) felt informed about the project, just 31% expressed confidence that the town explored all options and had chosen the best one.
- Residents are very much divided on the idea of an acceptable cost for a Town Hall project – 52% found the \$4.1 million cost for the 2015 proposal to be unreasonable and 39% found it reasonable. When asked what cost option they would be willing to support nearly half (49%) of residents said they were unsure or were not willing to pay anything more.
- Residents prefer the idea of voting at Rye Elementary rather than in the Town Hall – 85% are not concerned with potential security issues with voting at Rye Elementary, 82% do not think it is important to vote at the Town Hall instead of Rye Elementary and 57% want voting to remain at Rye Elementary without changes.

## Demographics

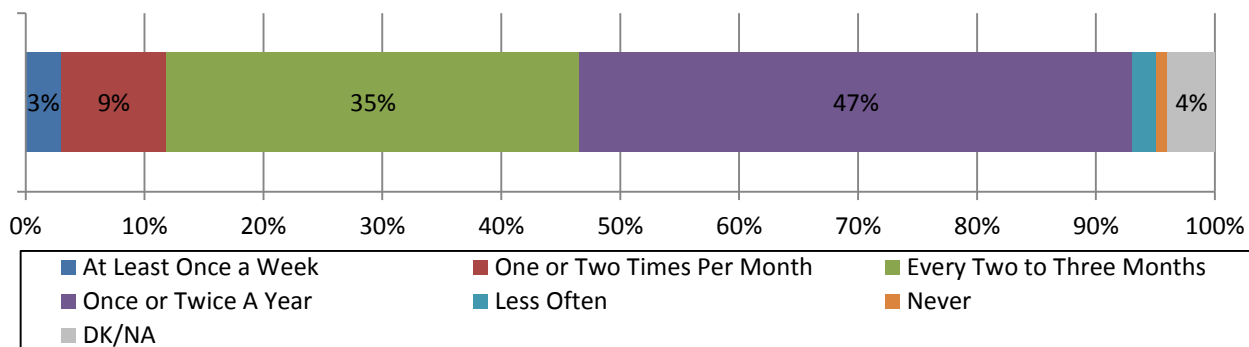
When comparing the demographics of respondents to the 2013 American Community Survey numbers for the Town of Rye, a few differences (which are common for this type of survey) should be noted – Older residents, residents with more formal education and those with a higher household income were more likely to complete this survey.

Age of Respondent			Full/Part-Time Resident	
	Survey	2013 ACS		Survey
18 to 34	2%	13%	Full-Time	93%
35 to 49	13%	27%	Part-Time	7%
50 to 64	38%	37%		
65 and over	47%	23%		
Sex			Children in Household	
	Survey	2013 ACS		Survey
Male	49%	49%	None	75%
Female	51%	51%	One	9%
			Two or More	16%
Highest Level of Education			Years Lived in Rye	
	Survey	2013 ACS		Survey
High School or Less	5%	25%	5 Years or Less	16%
Some College/Tech School	14%	24%	6 to 10 Years	13%
College Graduate	39%	31%	11 to 20 Years	24%
Postgraduate Work	43%	20%	20 or More Years	47%
Household Income			Years Lived in New Hampshire	
	Survey	2013 ACS		Survey
Less than \$50,000	14%	19%	5 Years or Less	7%
\$50,000 to \$74,999	13%	19%	6 to 10 Years	7%
\$75,000 to \$99,999	13%	16%	11 to 20 Years	16%
\$100,000 to \$149,999	20%	24%	20 or More Years	70%
\$150,000 to \$199,999	13%	10%		
\$200,000 or more	28%	12%		

## Rye Town Hall Use

Most Rye residents don't use the Town Hall that often – 47% say they use it once or twice a year, 35% use it once every two to three months, 9% use it one or two times per month, and 3% use it at least once a week.

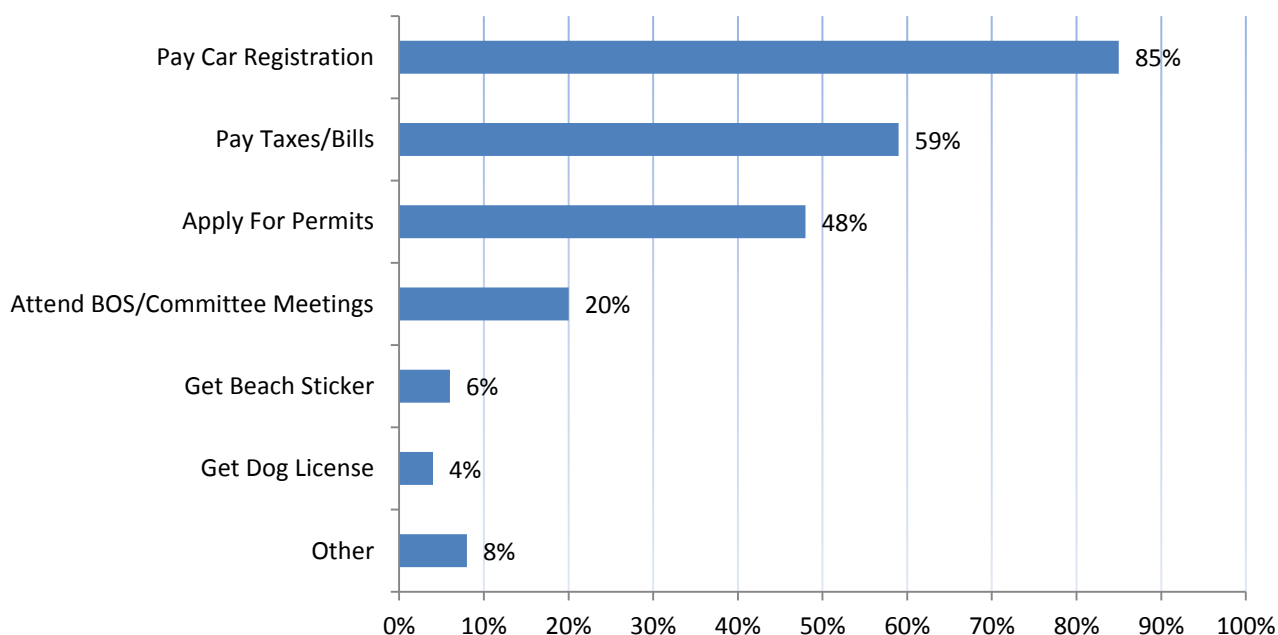
*Figure 1: How Often Do You Use the Rye Town Hall?*



A large majority of Rye residents (85%) use the Town Hall to pay car registration, 59% go there to pay taxes or bills, 48% apply for permits, 20% attend Board of Selectman or committee meetings, 6% get a beach sticker, 4% get a dog license and 8% go for something else.

- Older residents (65 and over) and residents who have lived in Rye for 20 or more years are *more likely* to go to the Town Hall to pay taxes or bills.
- Residents who have lived in New Hampshire for 5 years or less are *more likely* to use the Town Hall to apply for permits.

*Figure 2: What Types of Business Do You Conduct At The Rye Town Hall?*

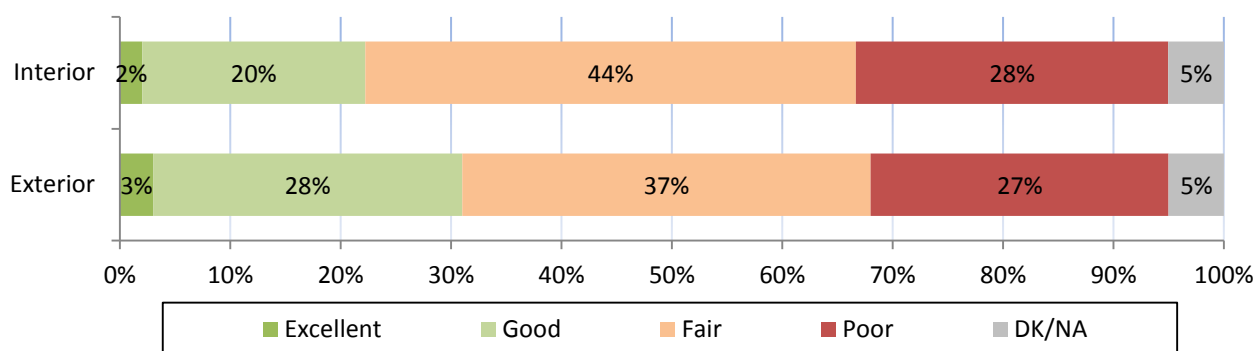


## Condition of Town Hall

When asked about the interior condition of the Rye Town Hall, 2% rate it as excellent, 20% rate it as good, 44% rate it as fair and 28% rate it as poor. Residents rate the exterior condition of the Town Hall slightly better – 3% rate it as excellent, 28% rate it as good, 37% rate it as fair, 27% rate it as poor.

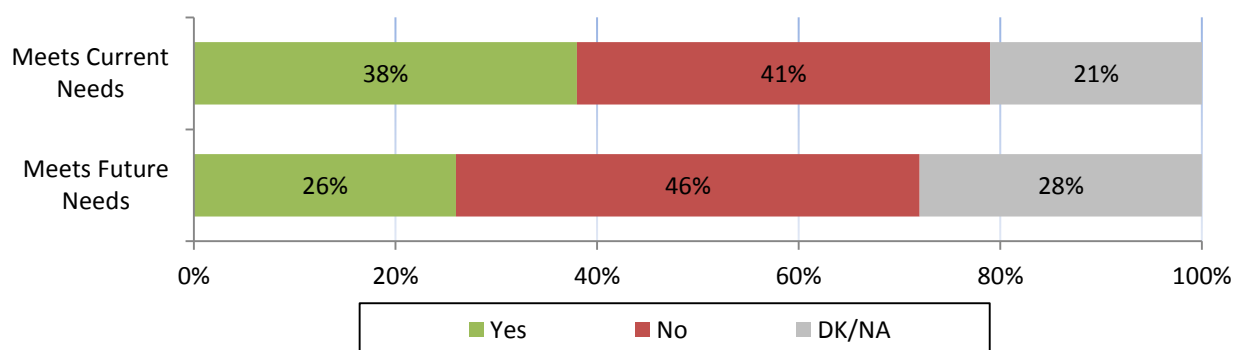
- New residents of Rye (5 years or less) are *more likely* to view both the interior and exterior condition of the Town Hall as fair or poor.

**Figure 3: How Would You Rate The Condition of the Rye Town Hall?**



Rye residents are divided about whether the Rye Town Hall meets the needs of the town – 38% say it meets their current needs, 41% say it does not meet their needs and 21% are unsure. When asked whether the Town Hall meets future needs, 26% say it does, 46% say it doesn't and 28% are unsure.

**Figure 4: Does Rye Town Hall Meet Current/Future Needs of the Town?**

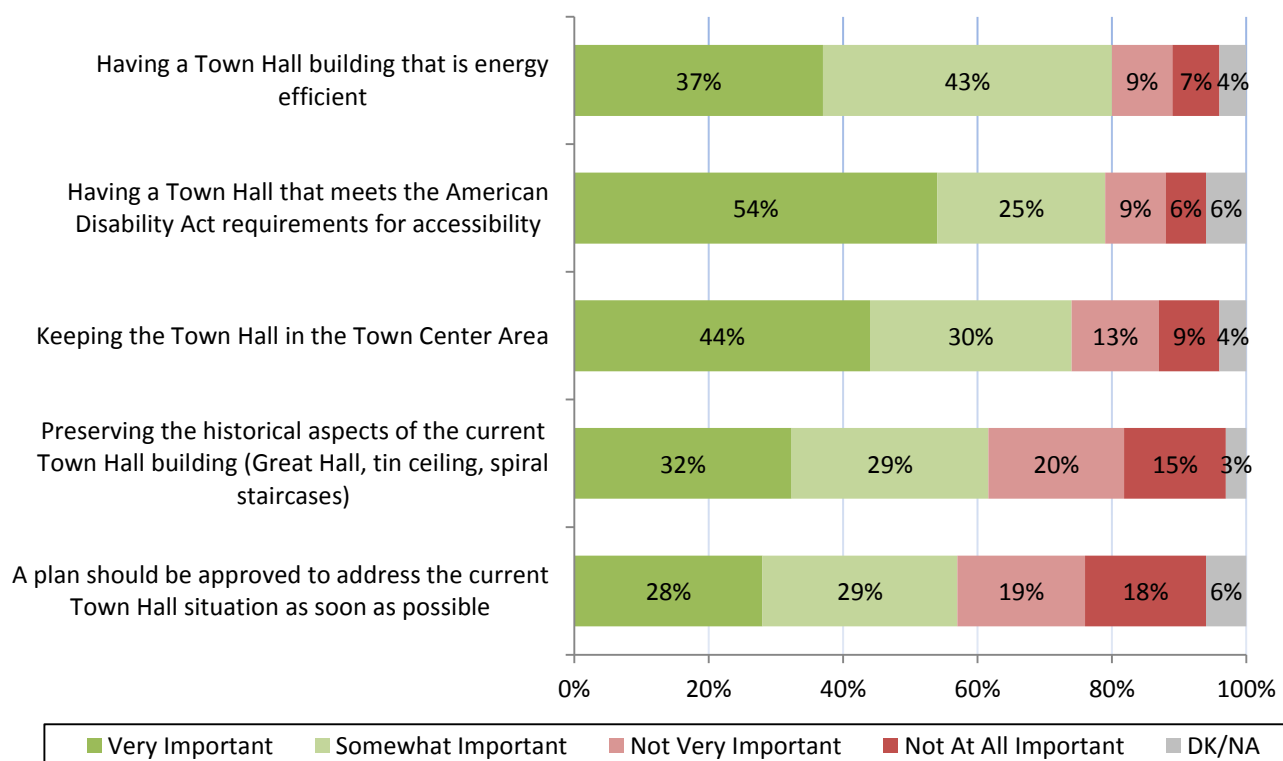


Four in five Rye residents (80%) say it is at least somewhat important (37% very important, 43% somewhat important) to have a Town Hall building that is energy efficient, 79% cite importance in having a Town Hall that is ADA compliant, and 74% cite importance in keeping the Town Hall in the Town Center Area.

A majority of Rye residents also say it is very or somewhat important to preserve the historical aspects of the current Town Hall building (61%) and to approve a plan to address the Town Hall situation as soon as possible (57%).

- Respondents with less formal education and a lower household income are *more likely* to say it is very important to have a Town Hall that is energy efficient, to have a Town Hall that meets the American Disability Act requirements for accessibility, and to say a plan should be approved to address the current Town Hall situation as soon as possible.
- Older residents are *more likely* to say it is very important to have a Town Hall that meets the American Disability Act requirements for accessibility and to address the current Town Hall situation as soon as possible.
- Part-Time residents are *more likely* to say it is very important to keep the Town Hall in the Town Center area and preserving the historical aspects of the current Town Hall building.
- Newer residents of Rye (5 years or less) are *more likely* to say it is very important to preserve the historical aspects of the current Town Hall building.
- Female residents are *more likely* to say it is very important to have a Town Hall that meets the American Disability Act requirements for accessibility.

**Figure 5: Importance of Various Aspects of Town Hall Projects**



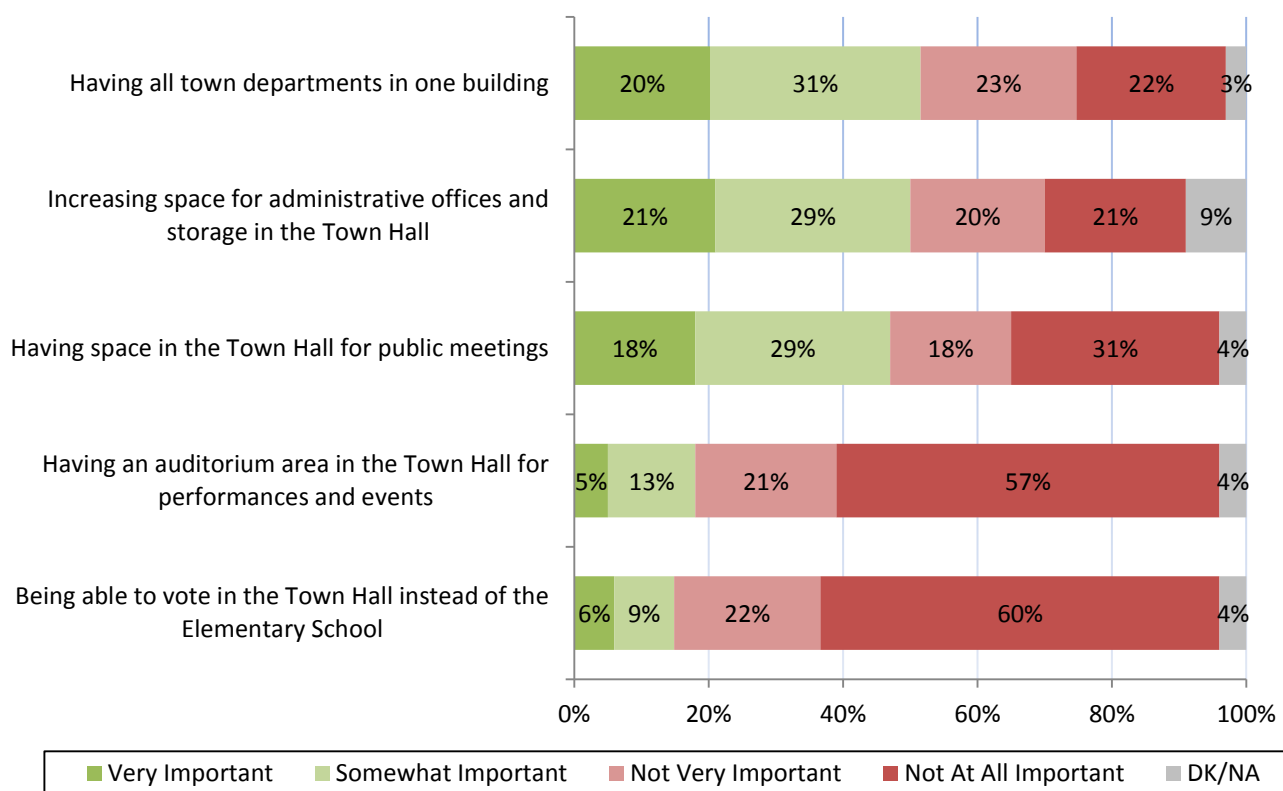


Rye residents are divided on the importance of having all town departments in one building (51% very/somewhat important, 45% not very/not at all important), increasing space for administrative offices and storage in the Town Hall (50% very/somewhat important, 41% not very/not at all important) and having space in the Town Hall for public meetings (47% very/somewhat important, 49% not very/not at all important).

A majority of residents do not see much importance in having an auditorium area in the Town Hall for performances and events (57% not at all important, 21% not very important) or being able to vote in the Town Hall instead of the Elementary School (60% not at all important, 22% not very important).

- Newer residents of Rye (5 years or less) residents who are not registered to vote in Rye are *more likely* to say it is very important to have space in the Town Hall for public meetings.
- Residents with less formal education are *more likely* to say it is very important to increasing space for administrative offices and storage in the Town Hall.

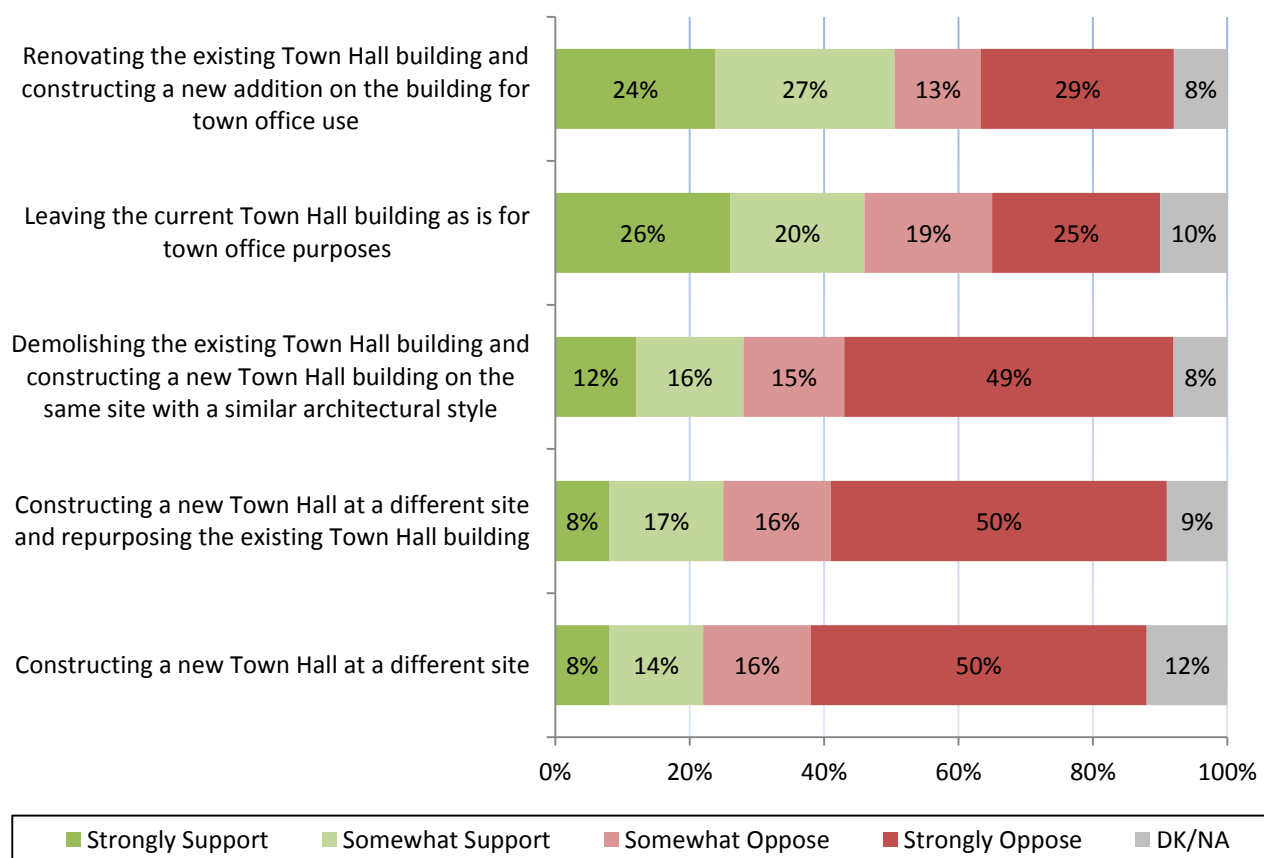
**Figure 6: Importance of Various Aspects of Town Hall Projects (Continued)**



None of the possible options provided for the Rye Town Hall received broad support. Over half (51%) of Rye residents support (24% strongly, 27% somewhat) renovating the existing Town Hall and constructing a new addition on the building and 42% oppose (29% strongly and 13% somewhat). Forty-six percent (46%) support leaving the current Town Hall building as is and 44% oppose. The other three proposals, all of which would require constructing a new Town Hall building, were opposed by nearly two thirds of residents – demolishing the existing Town Hall building and constructing a new Town Hall building on the same site was opposed 64%-28%, constructing a new Town Hall at a different site and repurposing the existing building was opposed by a 66%-25% margin and constructing a new town hall at a different site was opposed by a 66%-22% margin.

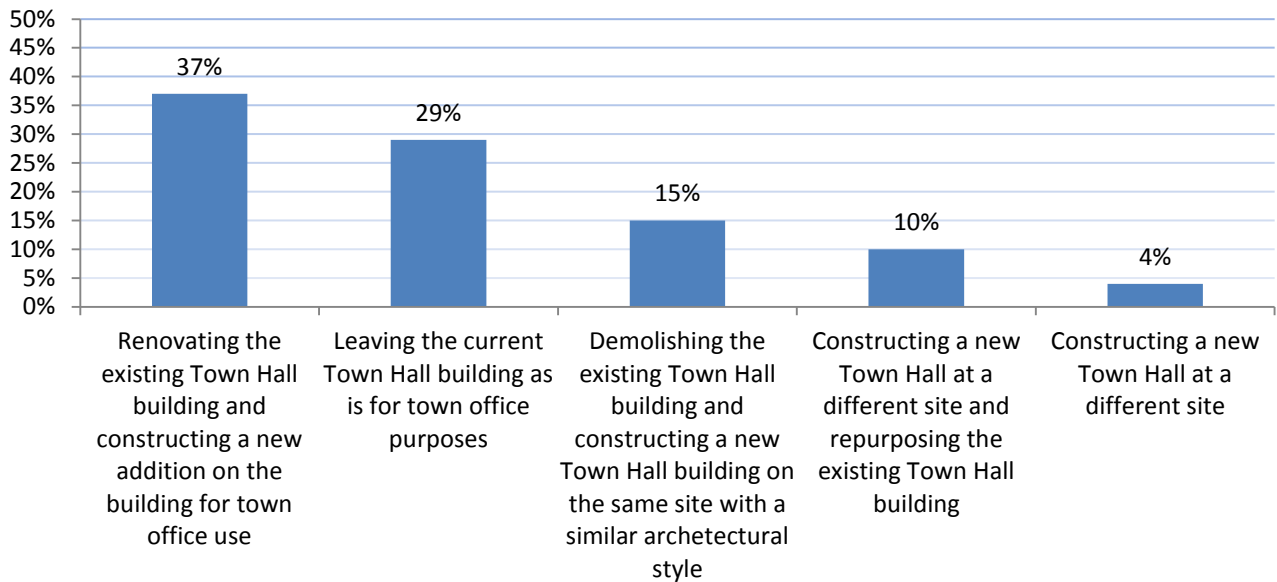
- The renovation and building a new addition option is supported by 50% and opposed by 43% of residents who are most likely to vote in 2016 (those who say they will definitely vote or will vote unless there is an emergency).
- Leaving the current Town Hall as is option is supported by 46% and opposed by 45% of residents who are most likely to vote.

**Figure 7: Support/Oppose Possible Options For Town Hall**



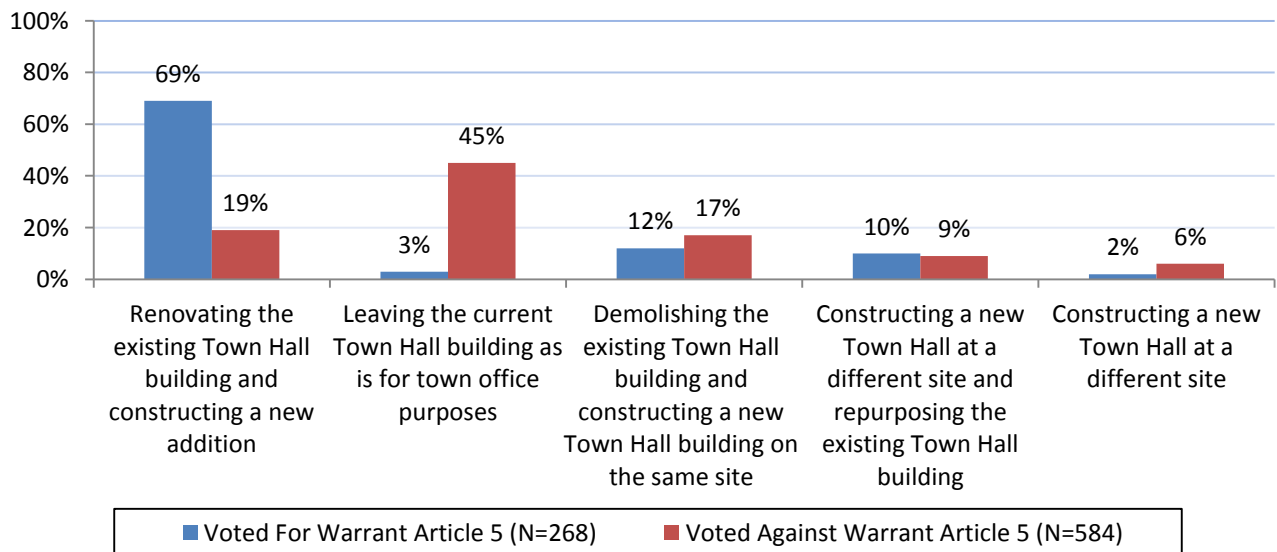
Asking residents which of the five options they'd most prefer further muddles the picture – 37% prefer the renovation of the existing building and constructing a new addition, 29% prefer leaving the current Town Hall building as is, 15% favor demolishing the Town Hall building and constructing a new building on the same site, 10% favor constructing a new Town Hall at a different site and repurposing the existing Town Hall building and 4% prefer constructing a new Town Hall at a different site.

**Figure 8: What Option Do You Prefer For The Rye Town Hall?**



A large majority of residents (69%) who voted for this year's Town Hall project prefer renovating the existing Town Hall building and constructing a new addition. A plurality of those who voted against the project prefer to leave the Town Hall building as is.

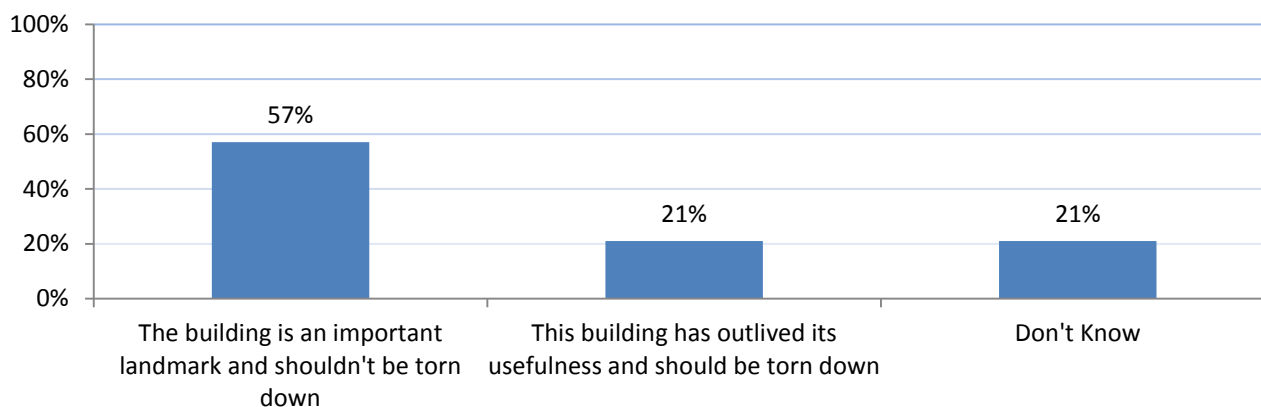
**Figure 9: What Option Do You Prefer For The Rye Town Hall?– By Vote on 2015 Town Hall Project**



A majority of Rye residents (57%) feel that the current Rye Town Hall building is an important landmark and shouldn't be torn down, 21% say the building has outlived its usefulness and should be torn down, and 21% are unsure.

- Residents with less formal education are *more likely* to support tearing down the current Rye Town Hall.

**Figure 10: Opinions About Whether or Not the Rye Town Hall Building Should Be Torn Down**

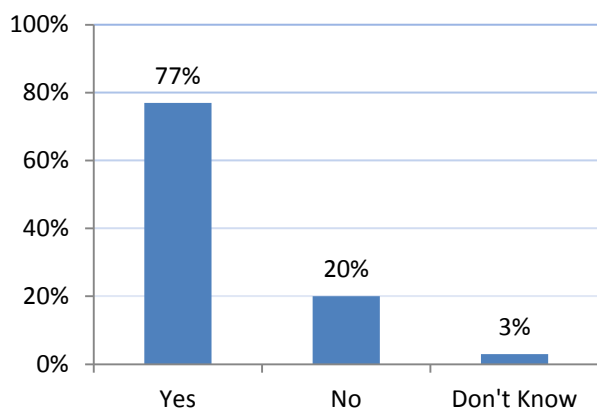


## 2015 Town Hall Project Vote

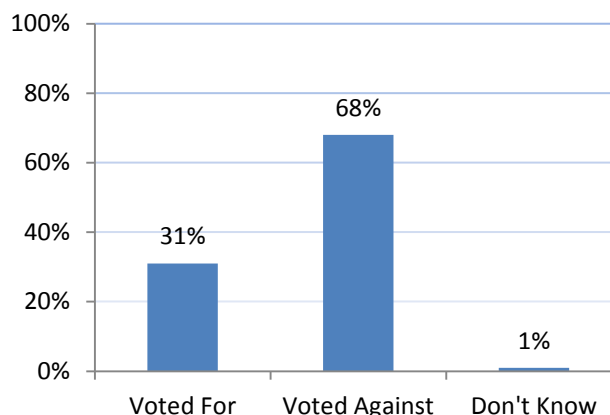
Over three quarters (77%) of respondents say they voted in the March 2015 town election. Of those who said they voted, 68% voted against the Town Hall project (Warrant Article 5), 31% voted for it and 1% abstained or don't remember.

- The actual vote on Warrant Article 5 was 58% against, 37% in favor and 5% abstaining.
- Older residents, full-time residents, residents with a household income between \$75,000 and \$99,999 are *more likely* to have voted in the 2015 Rye Town Election.
- Older residents (65 and over) and newer residents to Rye and New Hampshire are *more likely* to say they voted for Warrant Article 5.

**Figure 11: Did you Vote in the 2015 Rye Town Election?**



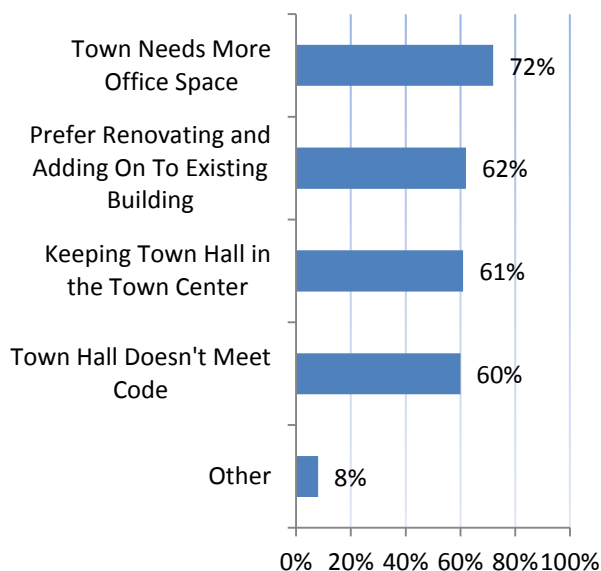
**Figure 12: Did You Vote For Or Against the Proposed Renovation/Addition to the Town Hall?**



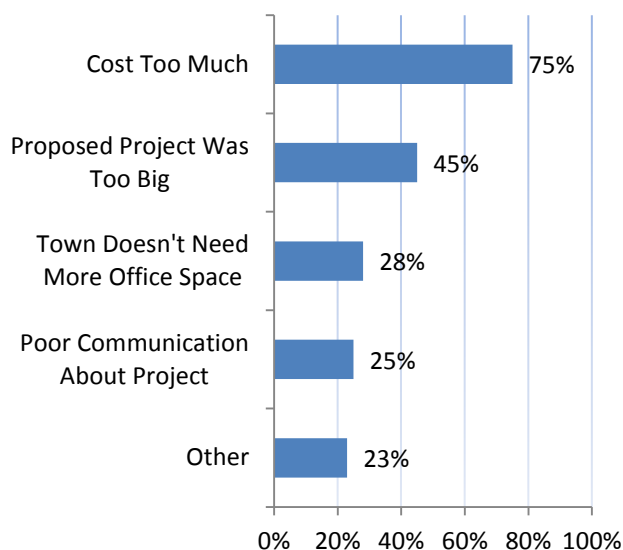
For the respondents who said they voted for the project (N=268), 72% said they were in favor because the town needs more office space, 62% cited a preference for renovating and adding on to the existing building, 61% cited keeping the Town Hall in the Town Center and 60% cited the Town Hall not meeting code.

For those who voted against the project (N=585), the most cited reason was that the project cost too much (75%). Forty-five percent (45%) cited the proposed project being too big, 28% cited the town not needing more office space, and 25% cited poor communication about the project.

**Figure 13: Why Did You Vote For the Rye Town Hall Project?**

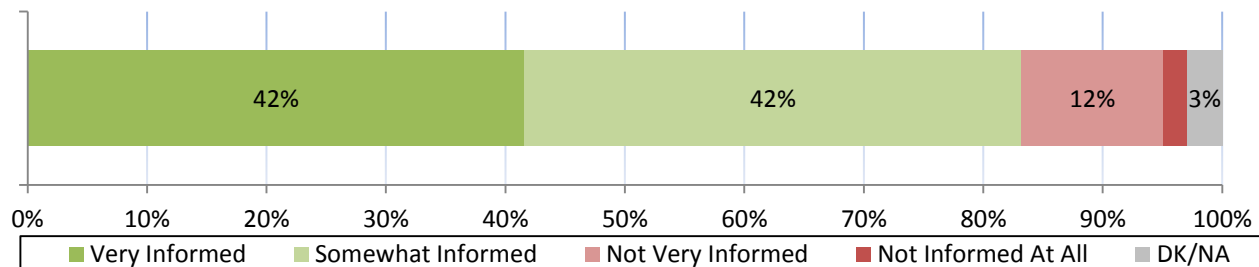


**Figure 14: Why Did You Vote Against the Rye Town Hall Project?**



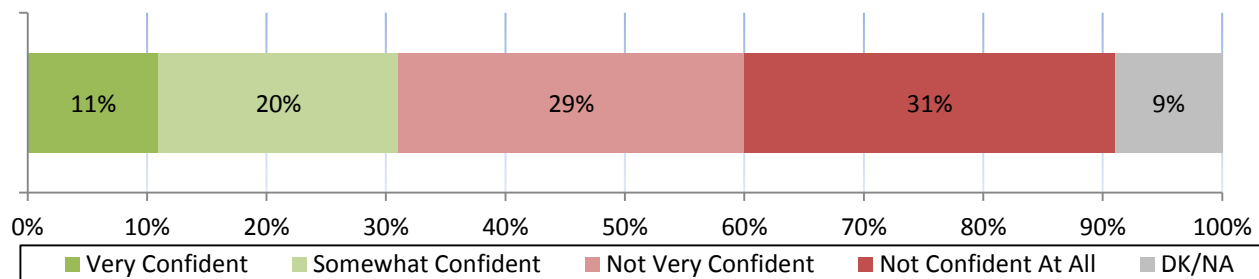
The large majority of 2015 voters (84%) felt at least somewhat informed (42% very informed, 42% somewhat informed) about the Town Hall project when they went to vote, 12% felt not very informed and 2% were not informed at all.

**Figure 15: On Election Day, How Informed Did You Feel You Were About the Town Hall Project?**



Voters were generally not confident that the town had thoroughly explored all options and chose the best one – 11% were very confident, 20% were somewhat confident, 29% were not very confident, 31% were not confident at all.

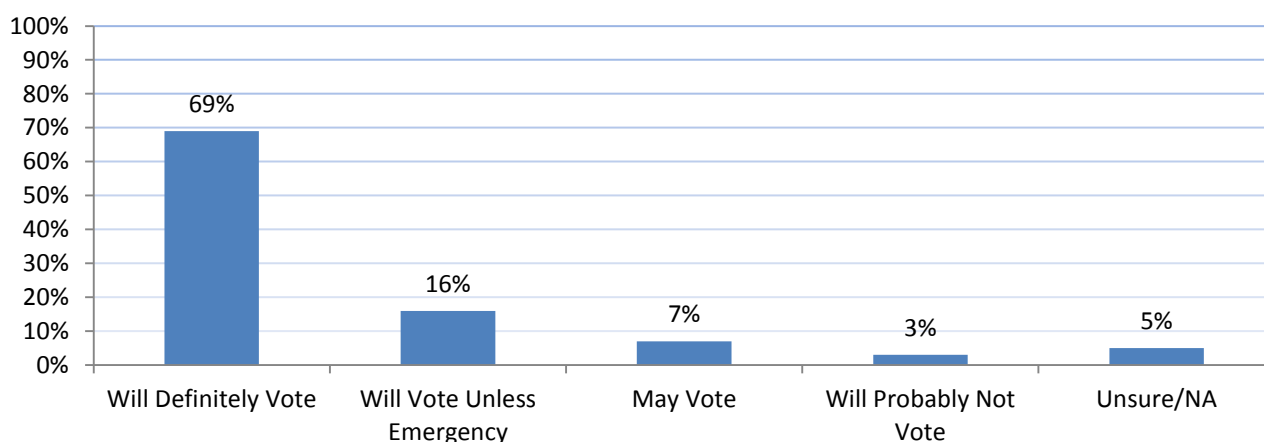
**Figure 16: Confidence That Town Explored All Options and Choose the Best One**



## 2016 Town Election

The large majority of respondents (69%) say they will definitely vote in the 2016 Town of Rye election, 16% say they would vote unless there is an emergency, 7% may vote, 3% will probably not vote and 5% are unsure.

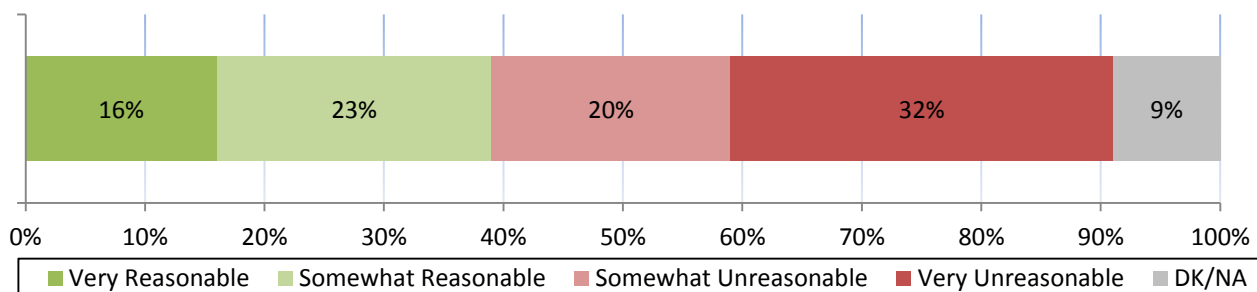
**Figure 17: Likelihood of Voting in 2016 Town Election**



When asked how reasonable the \$4.1 million dollar cost for the previous Town Hall proposal was, over half (52%) of Rye residents said the cost was very (32%) or somewhat unreasonable (20%). Thirty-nine percent (39%) say the cost was very reasonable (16%) or somewhat reasonable (23%) and 9% were unsure.

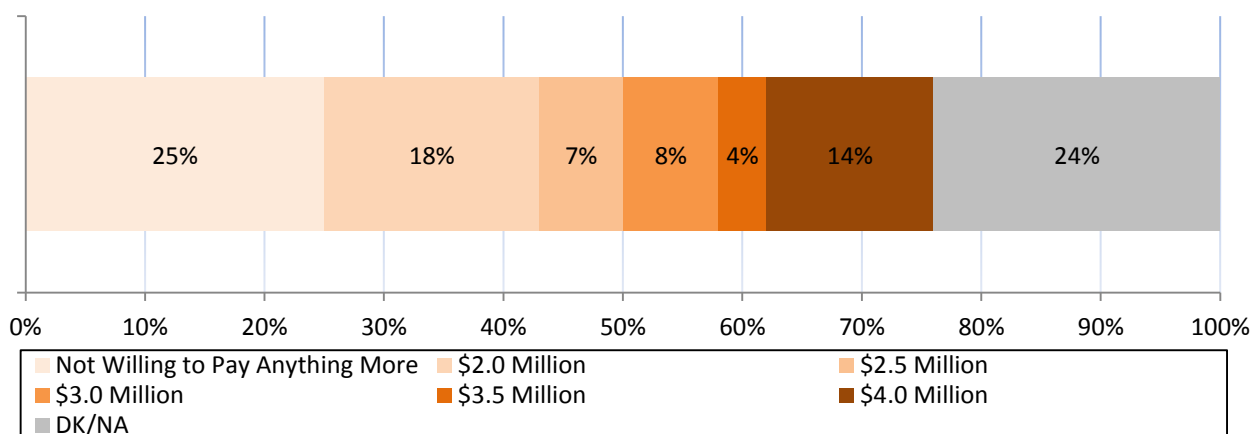
- Among 2016 likely voters (those who said they will definitely vote or will vote unless there is an emergency) 54% say the cost was very or somewhat unreasonable and 38% say the cost was very or somewhat reasonable.

**Figure 18: How Reasonable was \$4.1 million Cost for Warrant Article 5?**



When asked what cost for upgrading the Town Hall they would be willing to support, nearly half of Rye residents were unsure (24%) or not willing to pay anything more (25%). Fourteen percent (14%) supported up to a \$4.0 million cost, 4% supported \$3.5 million, 8% supported \$3.0 million, 7% supported \$2.5 million and 18% supported \$2.0 million.

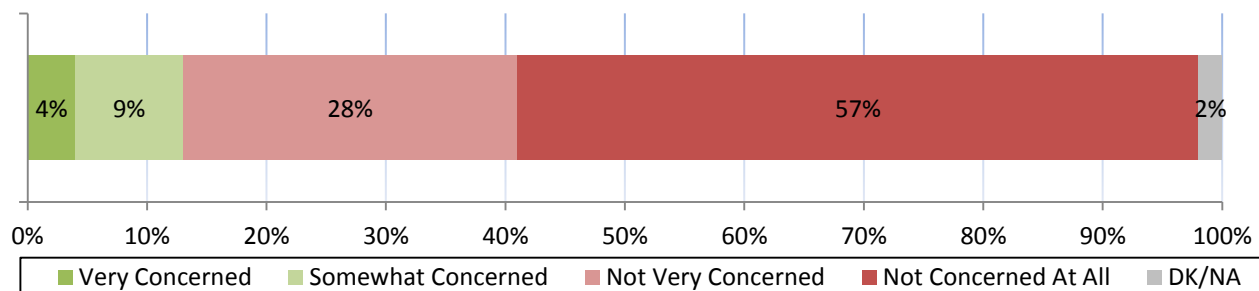
**Figure 19: Which Of the Following Cost Options Would You Support?**



## Voting At Rye Elementary School

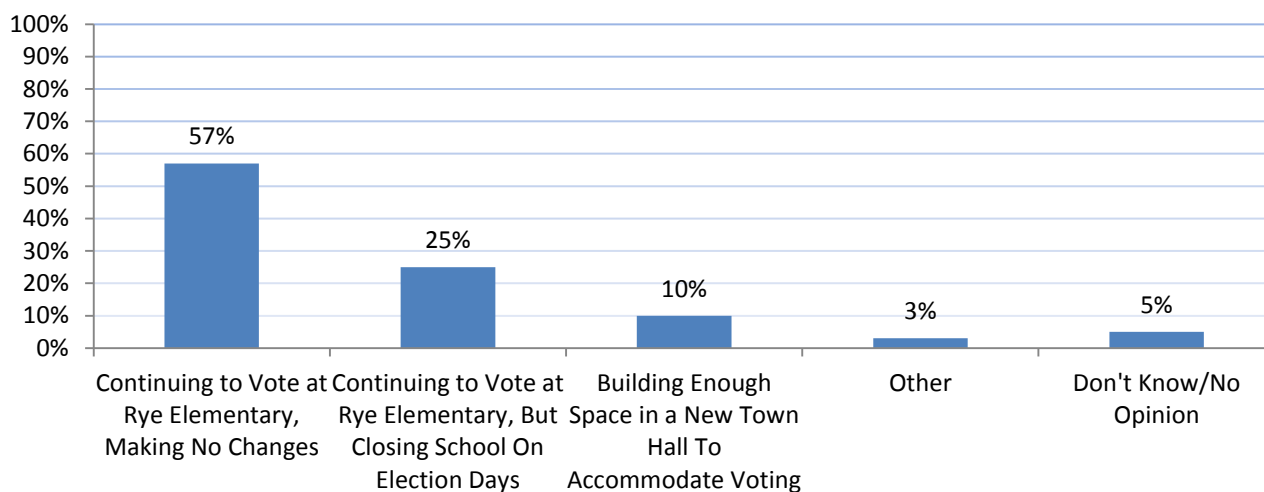
An overwhelming majority of Rye residents are not concerned about the security issues raised by voting at the Rye Elementary school – just 4% were very concerned, 9% were somewhat concerned, 28% were not very concerned, and 57% were not concerned at all.

**Figure 20: Concern About Security Issues Raise By Voting At Rye Elementary School**



The majority of Rye residents (57%) support continuing to vote at Rye Elementary and making no changes, 25% prefer continuing to vote at Rye Elementary but closing school on election days and just 10% prefer building enough space in a new Town Hall to accommodate voting.

**Figure 21: Which Option Do You Prefer For Voting In Rye?**





## **Appendix A: Detailed Tabular Results**

Q1: How often do you use the Rye Town Hall?

	At Least Once a Week	One or Two Times Per Month	Every Two to Three Months	Once or Twice A Year	Less Often	Never	DK/NA	Number Responding
<b>RYE RESIDENTS</b>	<b>3%</b>	<b>9%</b>	<b>35%</b>	<b>47%</b>	<b>2%</b>	<b>1%</b>	<b>4%</b>	<b>1125</b>
<b>Age</b>								
18 to 34	9%	18%	14%	59%	0%	0%	0%	22
35 to 49	1%	8%	26%	57%	2%	1%	6%	120
50 to 64	1%	9%	32%	49%	2%	1%	5%	360
65 and over	4%	8%	39%	45%	1%	0%	2%	451
<b>Full/Part Time Resident</b>								
Full-Time	3%	9%	36%	46%	1%	0%	4%	1027
Part-Time	0%	6%	25%	60%	4%	4%	1%	72
<b>Sex</b>								
Male	3%	11%	35%	47%	1%	1%	2%	485
Female	2%	7%	35%	49%	2%	0%	4%	497
<b>Highest Level of Education</b>								
High School or Less	4%	16%	24%	55%	2%	0%	0%	51
Some College/Technical School	2%	2%	30%	61%	0%	1%	3%	145
College Graduate	3%	10%	35%	44%	2%	0%	6%	408
Postgraduate Work	2%	10%	38%	45%	1%	0%	3%	447
<b>Household Income</b>								
Less than \$50,000	2%	7%	36%	50%	2%	1%	2%	121
\$50,000 - \$74,999	2%	6%	31%	56%	1%	1%	3%	105
\$75,000 - \$99,999	5%	5%	35%	51%	2%	0%	3%	107
\$100,000 - \$149,999	5%	16%	34%	41%	1%	1%	2%	164
\$150,000 - \$199,999	1%	12%	42%	41%	1%	0%	4%	108
\$200,000 or more	1%	8%	35%	48%	2%	1%	6%	234
<b>Children In Household</b>								
No Children	3%	8%	36%	48%	1%	0%	3%	701
One	2%	12%	39%	43%	0%	2%	1%	82
Two or More	2%	12%	27%	50%	3%	0%	7%	153

Q1: How often do you use the Rye Town Hall?

	At Least Once a Week	One or Two Times Per Month	Every Two to Three Months	Once or Twice A Year	Less Often	Never	DK/NA	Number Responding
<b>RYE RESIDENTS</b>	<b>3%</b>	<b>9%</b>	<b>35%</b>	<b>47%</b>	<b>2%</b>	<b>1%</b>	<b>4%</b>	<b>1125</b>
<b>Likely To Vote in 2016</b>								
Will Definitely Vote	4%	10%	37%	43%	2%	0%	4%	778
Will Vote Unless Emerg	1%	7%	31%	59%	0%	0%	2%	182
Non-Likely	0%	3%	33%	55%	3%	2%	3%	144
<b>Freq. Voting in Rye Elections</b>								
Always	4%	10%	37%	43%	2%	0%	4%	670
Usually	1%	8%	36%	51%	1%	0%	3%	306
Occasionally/Never	1%	5%	24%	62%	1%	4%	2%	82
Not Registered in Rye	0%	2%	21%	69%	6%	0%	2%	48
<b>Years Lived in Rye</b>								
5 years or less	1%	7%	30%	56%	3%	0%	4%	169
6 to 10 years	3%	7%	36%	46%	2%	0%	6%	133
11 to 20 years	1%	8%	36%	49%	1%	1%	4%	250
20 or more years	4%	11%	36%	44%	1%	0%	3%	493
<b>Years Lived in New Hampshire</b>								
5 years or less	0%	6%	33%	54%	3%	0%	4%	67
6 to 10 years	5%	7%	30%	48%	3%	0%	7%	73
11 to 20 years	1%	3%	39%	50%	3%	1%	4%	153
20 or more years	3%	10%	35%	46%	1%	0%	3%	687

Q2: What types of business do you conduct at the Rye Town Hall? (Circle all that apply)

	Pay Taxes/ Bills	Pay Car Registration	Apply For Permits	Attend BOS/Committee Meetings	Get Dog License	Get Beach Sticker	Other	Number Responding
<b>RYE RESIDENTS</b>	<b>59%</b>	<b>85%</b>	<b>48%</b>	<b>20%</b>	<b>4%</b>	<b>6%</b>	<b>8%</b>	<b>1132</b>
<b>Age</b>								
18 to 34	32%	91%	64%	14%	5%	9%	9%	22
35 to 49	34%	86%	58%	17%	8%	13%	4%	120
50 to 64	51%	83%	47%	18%	6%	7%	8%	360
65 and over	72%	87%	46%	22%	2%	4%	9%	451
<b>Full/Part Time Resident</b>								
Full-Time	60%	88%	48%	20%	5%	6%	7%	1027
Part-Time	56%	54%	54%	17%	1%	6%	13%	72
<b>Sex</b>								
Male	61%	87%	48%	19%	3%	4%	7%	485
Female	59%	87%	49%	19%	7%	8%	7%	497
<b>Highest Level of Education</b>								
High School or Less	71%	82%	41%	16%	0%	0%	6%	51
Some College/Technical School	66%	88%	41%	14%	3%	3%	2%	145
College Graduate	59%	85%	46%	19%	5%	7%	6%	408
Postgraduate Work	56%	87%	53%	23%	5%	7%	12%	447
<b>Household Income</b>								
Less than \$50,000	70%	90%	37%	12%	3%	3%	4%	121
\$50,000 - \$74,999	69%	88%	41%	17%	4%	5%	10%	105
\$75,000 - \$99,999	64%	91%	36%	18%	7%	3%	6%	107
\$100,000 - \$149,999	58%	90%	59%	26%	3%	6%	13%	164
\$150,000 - \$199,999	56%	89%	60%	26%	5%	6%	12%	108
\$200,000 or more	48%	81%	53%	18%	5%	7%	5%	234
<b>Children In Household</b>								
No Children	64%	87%	46%	20%	4%	5%	8%	701
One	54%	87%	55%	20%	5%	11%	9%	82
Two or More	41%	83%	59%	18%	7%	10%	6%	153

Q2: What types of business do you conduct at the Rye Town Hall? (Circle all that apply)

	Pay Taxes/ Bills	Pay Car Registration	Apply For Permits	Attend BOS/Committee Meetings	Get Dog License	Get Beach Sticker	Other	Number Responding
<b>RYE RESIDENTS</b>	<b>59%</b>	<b>85%</b>	<b>48%</b>	<b>20%</b>	<b>4%</b>	<b>6%</b>	<b>8%</b>	<b>1132</b>
<b>Likely To Vote in 2016</b>								
Will Definitely Vote	59%	87%	49%	24%	4%	6%	8%	778
Will Vote Unless Emerg	62%	88%	45%	17%	6%	3%	9%	182
Non-Likely	58%	76%	43%	7%	2%	8%	8%	144
<b>Freq. Voting in Rye Elections</b>								
Always	62%	88%	47%	25%	5%	6%	9%	670
Usually	58%	89%	49%	14%	5%	7%	7%	306
Occasionally/Never	54%	76%	50%	6%	1%	7%	6%	82
Not Registered in Rye	52%	56%	54%	21%	2%	2%	6%	48
<b>Years Lived in Rye</b>								
5 years or less	40%	85%	54%	13%	4%	9%	5%	169
6 to 10 years	46%	80%	49%	20%	5%	5%	12%	133
11 to 20 years	57%	88%	45%	18%	6%	10%	6%	250
20 or more years	71%	87%	48%	24%	3%	3%	8%	493
<b>Years Lived in New Hampshire</b>								
5 years or less	43%	90%	61%	10%	6%	9%	4%	67
6 to 10 years	48%	68%	52%	14%	5%	7%	10%	73
11 to 20 years	51%	87%	48%	21%	4%	11%	5%	153
20 or more years	64%	88%	48%	21%	4%	5%	8%	687

Q3A: How would you rate the exterior condition of the Rye Town Hall?

	Excellent	Good	Fair	Poor	DK/NA	Number Responding
<b>RYE RESIDENTS</b>	<b>3%</b>	<b>28%</b>	<b>37%</b>	<b>27%</b>	<b>5%</b>	<b>1125</b>
<b>Age</b>						
18 to 34	5%	23%	45%	18%	9%	22
35 to 49	5%	29%	40%	24%	2%	120
50 to 64	4%	34%	37%	21%	4%	360
65 and over	2%	23%	36%	34%	5%	451
<b>Full/Part Time Resident</b>						
Full-Time	3%	29%	37%	26%	5%	1027
Part-Time	3%	21%	35%	36%	6%	72
<b>Sex</b>						
Male	4%	28%	36%	27%	5%	485
Female	2%	26%	38%	29%	5%	497
<b>Highest Level of Education</b>						
High School or Less	2%	16%	33%	43%	6%	51
Some College/Technical School	3%	26%	34%	27%	10%	145
College Graduate	3%	28%	39%	24%	5%	408
Postgraduate Work	4%	28%	37%	29%	2%	447
<b>Household Income</b>						
Less than \$50,000	1%	26%	33%	32%	7%	121
\$50,000 - \$74,999	1%	24%	45%	25%	6%	105
\$75,000 - \$99,999	2%	38%	31%	22%	7%	107
\$100,000 - \$149,999	4%	35%	37%	23%	2%	164
\$150,000 - \$199,999	4%	23%	38%	31%	4%	108
\$200,000 or more	3%	23%	40%	30%	3%	234
<b>Children In Household</b>						
No Children	3%	28%	36%	28%	5%	701
One	5%	27%	35%	29%	4%	82
Two or More	2%	27%	46%	22%	3%	153

Q3A: How would you rate the exterior condition of the Rye Town Hall?

	Excellent	Good	Fair	Poor	DK/NA	Number Responding
<b>RYE RESIDENTS</b>	<b>3%</b>	<b>28%</b>	<b>37%</b>	<b>27%</b>	<b>5%</b>	<b>1125</b>
<b>Likely To Vote in 2016</b>						
Will Definitely Vote	4%	28%	37%	27%	4%	778
Will Vote Unless Emerg	1%	30%	35%	27%	7%	182
Non-Likely	1%	27%	42%	26%	3%	144
<b>Freq. Voting in Rye Elections</b>						
Always	4%	28%	36%	27%	5%	670
Usually	3%	29%	36%	26%	6%	306
Occasionally/Never	1%	28%	39%	29%	2%	82
Not Registered in Rye	0%	25%	44%	29%	2%	48
<b>Years Lived in Rye</b>						
5 years or less	4%	23%	39%	31%	4%	169
6 to 10 years	2%	32%	38%	25%	4%	133
11 to 20 years	3%	28%	42%	25%	3%	250
20 or more years	3%	28%	37%	27%	6%	493
<b>Years Lived in New Hampshire</b>						
5 years or less	1%	16%	49%	31%	1%	67
6 to 10 years	0%	30%	40%	26%	4%	73
11 to 20 years	3%	33%	39%	22%	3%	153
20 or more years	3%	28%	36%	28%	5%	687

Q3B: How would you rate the interior condition of the Rye Town Hall?

	Excellent	Good	Fair	Poor	DK/NA	Number Responding
<b>RYE RESIDENTS</b>	<b>2%</b>	<b>20%</b>	<b>44%</b>	<b>28%</b>	<b>5%</b>	<b>1125</b>
<b>Age</b>						
18 to 34	5%	23%	45%	27%	0%	22
35 to 49	3%	20%	43%	32%	3%	120
50 to 64	3%	24%	47%	21%	4%	360
65 and over	2%	15%	43%	35%	6%	451
<b>Full/Part Time Resident</b>						
Full-Time	2%	21%	44%	28%	5%	1027
Part-Time	3%	14%	49%	29%	6%	72
<b>Sex</b>						
Male	3%	22%	45%	26%	4%	485
Female	1%	18%	44%	33%	5%	497
<b>Highest Level of Education</b>						
High School or Less	0%	20%	45%	31%	4%	51
Some College/Technical School	3%	19%	41%	27%	10%	145
College Graduate	2%	21%	42%	29%	6%	408
Postgraduate Work	3%	18%	48%	28%	2%	447
<b>Household Income</b>						
Less than \$50,000	1%	23%	38%	30%	8%	121
\$50,000 - \$74,999	1%	17%	56%	18%	8%	105
\$75,000 - \$99,999	1%	12%	43%	39%	5%	107
\$100,000 - \$149,999	0%	29%	43%	26%	2%	164
\$150,000 - \$199,999	5%	15%	46%	31%	3%	108
\$200,000 or more	2%	18%	46%	30%	5%	234
<b>Children In Household</b>						
No Children	2%	20%	44%	30%	5%	701
One	2%	15%	51%	28%	4%	82
Two or More	1%	20%	48%	27%	3%	153



Q3B: How would you rate the interior condition of the Rye Town Hall?

	Excellent	Good	Fair	Poor	DK/NA	Number Responding
<b>RYE RESIDENTS</b>	<b>2%</b>	<b>20%</b>	<b>44%</b>	<b>28%</b>	<b>5%</b>	<b>1125</b>
<b>Likely To Vote in 2016</b>						
Will Definitely Vote	3%	22%	43%	29%	4%	778
Will Vote Unless Emerg	1%	16%	47%	30%	5%	182
Non-Likely	1%	18%	51%	25%	6%	144
<b>Freq. Voting in Rye Elections</b>						
Always	3%	22%	41%	30%	5%	670
Usually	1%	20%	47%	27%	5%	306
Occasionally/Never	0%	17%	57%	23%	2%	82
Not Registered in Rye	2%	6%	60%	27%	4%	48
<b>Years Lived in Rye</b>						
5 years or less	2%	15%	54%	26%	2%	169
6 to 10 years	2%	22%	44%	27%	5%	133
11 to 20 years	2%	16%	48%	29%	4%	250
20 or more years	2%	22%	40%	31%	6%	493
<b>Years Lived in New Hampshire</b>						
5 years or less	1%	7%	57%	34%	0%	67
6 to 10 years	0%	16%	51%	26%	7%	73
11 to 20 years	3%	18%	50%	26%	3%	153
20 or more years	2%	21%	42%	29%	6%	687

Q4A: In your opinion, does the current town hall meet the current space needs of the town of Rye?

	Yes	No	DK/NA	Number Responding
<b>RYE RESIDENTS</b>	<b>38%</b>	<b>41%</b>	<b>21%</b>	<b>1125</b>
<b>Age</b>				
18 to 34	64%	27%	9%	22
35 to 49	39%	35%	26%	120
50 to 64	44%	31%	25%	360
65 and over	27%	54%	19%	451
<b>Full/Part Time Resident</b>				
Full-Time	39%	41%	21%	1027
Part-Time	28%	47%	25%	72
<b>Sex</b>				
Male	43%	41%	16%	485
Female	30%	45%	25%	497
<b>Highest Level of Education</b>				
High School or Less	29%	59%	12%	51
Some College/Technical School	32%	44%	23%	145
College Graduate	38%	39%	23%	408
Postgraduate Work	39%	41%	20%	447
<b>Household Income</b>				
Less than \$50,000	26%	47%	27%	121
\$50,000 - \$74,999	41%	41%	18%	105
\$75,000 - \$99,999	31%	51%	18%	107
\$100,000 - \$149,999	41%	44%	15%	164
\$150,000 - \$199,999	37%	34%	29%	108
\$200,000 or more	33%	40%	27%	234
<b>Children In Household</b>				
No Children	36%	43%	21%	701
One	27%	52%	21%	82
Two or More	39%	36%	25%	153

Q4A: In your opinion, does the current town hall meet the current space needs of the town of Rye?

	Yes	No	DK/NA	Number Responding
<b>RYE RESIDENTS</b>	<b>38%</b>	<b>41%</b>	<b>21%</b>	<b>1125</b>
<b>Likely To Vote in 2016</b>				
Will Definitely Vote	42%	40%	18%	778
Will Vote Unless Emerg	27%	48%	25%	182
Non-Likely	30%	36%	34%	144
<b>Freq. Voting in Rye Elections</b>				
Always	42%	41%	17%	670
Usually	31%	42%	26%	306
Occasionally/Never	34%	33%	33%	82
Not Registered in Rye	23%	46%	31%	48
<b>Years Lived in Rye</b>				
5 years or less	31%	40%	30%	169
6 to 10 years	40%	40%	20%	133
11 to 20 years	39%	38%	23%	250
20 or more years	37%	45%	18%	493
<b>Years Lived in New Hampshire</b>				
5 years or less	22%	43%	34%	67
6 to 10 years	36%	45%	19%	73
11 to 20 years	43%	33%	24%	153
20 or more years	37%	43%	20%	687

Q4B: In your opinion, does the current town hall meet the future space needs of the town of Rye?

	Yes	No	DK/NA	Number Responding
<b>RYE RESIDENTS</b>	<b>26%</b>	<b>46%</b>	<b>28%</b>	<b>1125</b>
<b>Age</b>				
18 to 34	45%	32%	23%	22
35 to 49	31%	36%	33%	120
50 to 64	33%	38%	29%	360
65 and over	16%	59%	25%	451
<b>Full/Part Time Resident</b>				
Full-Time	27%	46%	27%	1027
Part-Time	19%	51%	29%	72
<b>Sex</b>				
Male	30%	45%	25%	485
Female	20%	50%	30%	497
<b>Highest Level of Education</b>				
High School or Less	14%	73%	14%	51
Some College/Technical School	23%	52%	26%	145
College Graduate	26%	45%	29%	408
Postgraduate Work	27%	45%	28%	447
<b>Household Income</b>				
Less than \$50,000	16%	58%	26%	121
\$50,000 - \$74,999	23%	50%	27%	105
\$75,000 - \$99,999	16%	52%	32%	107
\$100,000 - \$149,999	34%	48%	18%	164
\$150,000 - \$199,999	25%	43%	32%	108
\$200,000 or more	24%	43%	32%	234
<b>Children In Household</b>				
No Children	24%	49%	27%	701
One	17%	57%	26%	82
Two or More	28%	38%	34%	153

Q4B: In your opinion, does the current town hall meet the future space needs of the town of Rye?

	Yes	No	DK/NA	Number Responding
<b>RYE RESIDENTS</b>	<b>26%</b>	<b>46%</b>	<b>28%</b>	<b>1125</b>
<b>Likely To Vote in 2016</b>				
Will Definitely Vote	31%	46%	23%	778
Will Vote Unless Emerg	14%	52%	34%	182
Non-Likely	18%	41%	41%	144
<b>Freq. Voting in Rye Elections</b>				
Always	30%	46%	25%	670
Usually	21%	48%	31%	306
Occasionally/Never	20%	43%	38%	82
Not Registered in Rye	15%	54%	31%	48
<b>Years Lived in Rye</b>				
5 years or less	22%	45%	33%	169
6 to 10 years	32%	44%	24%	133
11 to 20 years	26%	44%	30%	250
20 or more years	24%	50%	26%	493
<b>Years Lived in New Hampshire</b>				
5 years or less	15%	49%	36%	67
6 to 10 years	27%	48%	25%	73
11 to 20 years	29%	39%	32%	153
20 or more years	25%	49%	26%	687

Q5A: Please indicate how important each of the following are to you: Keeping the Town Hall in the Town Center area

	Very Important	Somewhat Important	Not Very Important	Not At All Important	DK/NA	Number Responding
<b>RYE RESIDENTS</b>	<b>44%</b>	<b>30%</b>	<b>13%</b>	<b>9%</b>	<b>4%</b>	<b>1125</b>
<b>Age</b>						
18 to 34	45%	41%	9%	5%	0%	22
35 to 49	39%	35%	13%	12%	2%	120
50 to 64	44%	30%	11%	11%	4%	360
65 and over	47%	28%	15%	7%	3%	451
<b>Full/Part Time Resident</b>						
Full-Time	43%	30%	14%	10%	3%	1027
Part-Time	57%	26%	11%	4%	1%	72
<b>Sex</b>						
Male	40%	30%	16%	11%	3%	485
Female	48%	29%	11%	8%	4%	497
<b>Highest Level of Education</b>						
High School or Less	37%	31%	18%	10%	4%	51
Some College/Technical School	42%	36%	8%	9%	5%	145
College Graduate	43%	31%	14%	9%	3%	408
Postgraduate Work	47%	27%	14%	10%	2%	447
<b>Household Income</b>						
Less than \$50,000	47%	30%	17%	3%	3%	121
\$50,000 - \$74,999	37%	36%	12%	12%	2%	105
\$75,000 - \$99,999	44%	32%	10%	11%	3%	107
\$100,000 - \$149,999	49%	29%	11%	8%	3%	164
\$150,000 - \$199,999	42%	28%	15%	12%	4%	108
\$200,000 or more	40%	32%	14%	10%	4%	234
<b>Children In Household</b>						
No Children	45%	29%	15%	9%	3%	701
One	44%	33%	12%	6%	5%	82
Two or More	41%	32%	11%	11%	5%	153

Q5A: Please indicate how important each of the following are to you: Keeping the Town Hall in the Town Center area

	Very Important	Somewhat Important	Not Very Important	Not At All Important	DK/NA	Number Responding
<b>RYE RESIDENTS</b>	<b>44%</b>	<b>30%</b>	<b>13%</b>	<b>9%</b>	<b>4%</b>	<b>1125</b>
<b>Likely To Vote in 2016</b>						
Will Definitely Vote	45%	28%	14%	10%	3%	778
Will Vote Unless Emerg	41%	35%	12%	8%	4%	182
Non-Likely	39%	35%	15%	8%	3%	144
<b>Freq. Voting in Rye Elections</b>						
Always	46%	27%	13%	10%	4%	670
Usually	40%	34%	15%	8%	3%	306
Occasionally/Never	39%	39%	10%	10%	2%	82
Not Registered in Rye	50%	31%	10%	6%	2%	48
<b>Years Lived in Rye</b>						
5 years or less	42%	36%	10%	9%	4%	169
6 to 10 years	46%	31%	11%	9%	4%	133
11 to 20 years	40%	31%	18%	10%	2%	250
20 or more years	47%	27%	13%	9%	4%	493
<b>Years Lived in New Hampshire</b>						
5 years or less	48%	33%	7%	9%	3%	67
6 to 10 years	41%	40%	5%	11%	3%	73
11 to 20 years	35%	31%	21%	9%	3%	153
20 or more years	46%	28%	14%	9%	3%	687

Q5B: Please indicate how important each of the following are to you: Preserving the historical aspects of the current Town Hall building (Great Hall, tin ceiling, spiral staircases)

	Very Important	Somewhat Important	Not Very Important	Not At All Important	DK/NA	Number Responding
<b>RYE RESIDENTS</b>	<b>32%</b>	<b>29%</b>	<b>20%</b>	<b>15%</b>	<b>3%</b>	<b>1125</b>
<b>Age</b>						
18 to 34	32%	32%	9%	18%	9%	22
35 to 49	32%	28%	23%	15%	3%	120
50 to 64	34%	28%	19%	16%	4%	360
65 and over	32%	32%	19%	15%	2%	451
<b>Full/Part Time Resident</b>						
Full-Time	31%	29%	20%	16%	3%	1027
Part-Time	43%	36%	13%	7%	1%	72
<b>Sex</b>						
Male	26%	29%	22%	19%	3%	485
Female	38%	29%	18%	11%	3%	497
<b>Highest Level of Education</b>						
High School or Less	29%	24%	20%	25%	2%	51
Some College/Technical School	30%	29%	21%	16%	5%	145
College Graduate	30%	32%	19%	15%	4%	408
Postgraduate Work	36%	28%	20%	14%	2%	447
<b>Household Income</b>						
Less than \$50,000	36%	30%	22%	9%	3%	121
\$50,000 - \$74,999	29%	27%	22%	20%	3%	105
\$75,000 - \$99,999	33%	27%	19%	19%	3%	107
\$100,000 - \$149,999	34%	35%	16%	12%	2%	164
\$150,000 - \$199,999	25%	34%	27%	10%	4%	108
\$200,000 or more	29%	32%	18%	18%	4%	234
<b>Children In Household</b>						
No Children	33%	29%	20%	15%	3%	701
One	34%	37%	11%	12%	6%	82
Two or More	28%	31%	23%	15%	3%	153



Q5B: Please indicate how important each of the following are to you: Preserving the historical aspects of the current Town Hall building (Great Hall, tin ceiling, spiral staircases)

	Very Important	Somewhat Important	Not Very Important	Not At All Important	DK/NA	Number Responding
<b>RYE RESIDENTS</b>	<b>32%</b>	<b>29%</b>	<b>20%</b>	<b>15%</b>	<b>3%</b>	<b>1125</b>
<b>Likely To Vote in 2016</b>						
Will Definitely Vote	32%	28%	19%	18%	3%	778
Will Vote Unless Emerg	32%	31%	24%	10%	3%	182
Non-Likely	33%	38%	18%	8%	3%	144
<b>Freq. Voting in Rye Elections</b>						
Always	32%	26%	20%	18%	3%	670
Usually	32%	35%	21%	10%	2%	306
Occasionally/Never	30%	39%	15%	12%	4%	82
Not Registered in Rye	35%	35%	15%	13%	2%	48
<b>Years Lived in Rye</b>						
5 years or less	34%	34%	18%	11%	3%	169
6 to 10 years	33%	30%	18%	13%	6%	133
11 to 20 years	27%	31%	23%	18%	1%	250
20 or more years	34%	28%	18%	16%	4%	493
<b>Years Lived in New Hampshire</b>						
5 years or less	45%	33%	10%	7%	4%	67
6 to 10 years	34%	36%	18%	10%	3%	73
11 to 20 years	25%	35%	22%	16%	2%	153
20 or more years	31%	29%	21%	16%	4%	687

Q5C: Please indicate how important each of the following are to you: Having a Town Hall that meets the American Disability Act requirements for accessibility

	Very Important	Somewhat Important	Not Very Important	Not At All Important	DK/NA	Number Responding
<b>RYE RESIDENTS</b>	<b>54%</b>	<b>25%</b>	<b>9%</b>	<b>6%</b>	<b>6%</b>	<b>1125</b>
<b>Age</b>						
18 to 34	41%	27%	9%	14%	9%	22
35 to 49	48%	27%	14%	9%	3%	120
50 to 64	48%	29%	10%	5%	7%	360
65 and over	65%	19%	6%	5%	4%	451
<b>Full/Part Time Resident</b>						
Full-Time	54%	25%	9%	7%	5%	1027
Part-Time	54%	29%	3%	6%	8%	72
<b>Sex</b>						
Male	45%	31%	11%	8%	5%	485
Female	66%	18%	6%	4%	6%	497
<b>Highest Level of Education</b>						
High School or Less	69%	29%	2%	0%	0%	51
Some College/Technical School	57%	23%	7%	6%	8%	145
College Graduate	52%	27%	9%	5%	7%	408
Postgraduate Work	55%	22%	11%	9%	4%	447
<b>Household Income</b>						
Less than \$50,000	68%	20%	2%	4%	6%	121
\$50,000 - \$74,999	61%	26%	6%	2%	6%	105
\$75,000 - \$99,999	61%	18%	7%	8%	6%	107
\$100,000 - \$149,999	56%	22%	13%	6%	2%	164
\$150,000 - \$199,999	55%	27%	7%	6%	5%	108
\$200,000 or more	44%	29%	12%	9%	6%	234
<b>Children In Household</b>						
No Children	58%	23%	9%	5%	5%	701
One	60%	21%	7%	5%	7%	82
Two or More	44%	35%	9%	7%	5%	153

Q5C: Please indicate how important each of the following are to you: Having a Town Hall that meets the American Disability Act requirements for accessibility

	Very Important	Somewhat Important	Not Very Important	Not At All Important	DK/NA	Number Responding
<b>RYE RESIDENTS</b>	<b>54%</b>	<b>25%</b>	<b>9%</b>	<b>6%</b>	<b>6%</b>	<b>1125</b>
<b>Likely To Vote in 2016</b>						
Will Definitely Vote	53%	24%	10%	8%	5%	778
Will Vote Unless Emerg	53%	29%	8%	4%	7%	182
Non-Likely	54%	28%	6%	4%	8%	144
<b>Freq. Voting in Rye Elections</b>						
Always	52%	24%	9%	8%	7%	670
Usually	56%	25%	10%	5%	3%	306
Occasionally/Never	54%	30%	4%	4%	9%	82
Not Registered in Rye	63%	29%	2%	2%	4%	48
<b>Years Lived in Rye</b>						
5 years or less	53%	28%	11%	4%	4%	169
6 to 10 years	49%	27%	8%	10%	6%	133
11 to 20 years	50%	26%	11%	8%	6%	250
20 or more years	60%	23%	7%	4%	5%	493
<b>Years Lived in New Hampshire</b>						
5 years or less	58%	24%	12%	4%	1%	67
6 to 10 years	48%	25%	15%	8%	4%	73
11 to 20 years	44%	32%	8%	8%	7%	153
20 or more years	58%	24%	8%	5%	6%	687

Q5D: Please indicate how important each of the following are to you: Having all town departments in one building

	Very Important	Somewhat Important	Not Very Important	Not At All Important	DK/NA	Number Responding
<b>RYE RESIDENTS</b>	<b>20%</b>	<b>31%</b>	<b>23%</b>	<b>22%</b>	<b>3%</b>	<b>1125</b>
<b>Age</b>						
18 to 34	14%	36%	32%	18%	0%	22
35 to 49	17%	43%	18%	21%	2%	120
50 to 64	20%	28%	24%	25%	3%	360
65 and over	23%	35%	22%	16%	4%	451
<b>Full/Part Time Resident</b>						
Full-Time	20%	31%	23%	22%	3%	1027
Part-Time	25%	31%	28%	13%	4%	72
<b>Sex</b>						
Male	19%	31%	22%	25%	3%	485
Female	23%	33%	24%	15%	4%	497
<b>Highest Level of Education</b>						
High School or Less	35%	29%	24%	8%	4%	51
Some College/Technical School	23%	34%	20%	18%	5%	145
College Graduate	21%	31%	25%	19%	4%	408
Postgraduate Work	18%	31%	22%	27%	1%	447
<b>Household Income</b>						
Less than \$50,000	31%	36%	20%	6%	8%	121
\$50,000 - \$74,999	24%	30%	26%	17%	3%	105
\$75,000 - \$99,999	11%	42%	27%	18%	2%	107
\$100,000 - \$149,999	19%	30%	24%	26%	1%	164
\$150,000 - \$199,999	22%	32%	26%	17%	3%	108
\$200,000 or more	18%	29%	22%	28%	3%	234
<b>Children In Household</b>						
No Children	21%	32%	25%	19%	3%	701
One	29%	28%	18%	20%	5%	82
Two or More	18%	40%	14%	25%	3%	153

Q5D: Please indicate how important each of the following are to you: Having all town departments in one building

	Very Important	Somewhat Important	Not Very Important	Not At All Important	DK/NA	Number Responding
<b>RYE RESIDENTS</b>	<b>20%</b>	<b>31%</b>	<b>23%</b>	<b>22%</b>	<b>3%</b>	<b>1125</b>
<b>Likely To Vote in 2016</b>						
Will Definitely Vote	19%	29%	23%	26%	3%	778
Will Vote Unless Emerg	23%	33%	26%	14%	4%	182
Non-Likely	23%	41%	22%	10%	5%	144
<b>Freq. Voting in Rye Elections</b>						
Always	19%	28%	23%	27%	3%	670
Usually	21%	34%	25%	16%	4%	306
Occasionally/Never	28%	37%	22%	10%	4%	82
Not Registered in Rye	27%	40%	23%	8%	2%	48
<b>Years Lived in Rye</b>						
5 years or less	24%	38%	20%	16%	2%	169
6 to 10 years	18%	27%	24%	28%	3%	133
11 to 20 years	19%	30%	24%	22%	4%	250
20 or more years	20%	31%	25%	21%	4%	493
<b>Years Lived in New Hampshire</b>						
5 years or less	21%	42%	19%	18%	0%	67
6 to 10 years	18%	29%	26%	26%	1%	73
11 to 20 years	16%	31%	22%	26%	4%	153
20 or more years	21%	31%	23%	20%	4%	687

Q5E: Please indicate how important each of the following are to you: Being able to vote in the Town Hall instead of the Elementary School

	Very Important	Somewhat Important	Not Very Important	Not At All Important	DK/NA	Number Responding
<b>RYE RESIDENTS</b>	<b>6%</b>	<b>9%</b>	<b>22%</b>	<b>60%</b>	<b>4%</b>	<b>1125</b>
<b>Age</b>						
18 to 34	5%	9%	9%	73%	5%	22
35 to 49	7%	9%	27%	56%	2%	120
50 to 64	6%	6%	22%	62%	4%	360
65 and over	8%	12%	22%	55%	4%	451
<b>Full/Part Time Resident</b>						
Full-Time	6%	8%	22%	60%	3%	1027
Part-Time	4%	10%	22%	53%	11%	72
<b>Sex</b>						
Male	4%	7%	21%	65%	4%	485
Female	8%	11%	24%	53%	4%	497
<b>Highest Level of Education</b>						
High School or Less	12%	6%	33%	47%	2%	51
Some College/Technical School	7%	12%	28%	46%	8%	145
College Graduate	4%	8%	20%	63%	4%	408
Postgraduate Work	6%	9%	21%	62%	2%	447
<b>Household Income</b>						
Less than \$50,000	10%	15%	26%	42%	7%	121
\$50,000 - \$74,999	7%	13%	23%	55%	2%	105
\$75,000 - \$99,999	4%	7%	23%	63%	3%	107
\$100,000 - \$149,999	8%	8%	20%	62%	2%	164
\$150,000 - \$199,999	5%	9%	19%	61%	6%	108
\$200,000 or more	6%	7%	20%	64%	4%	234
<b>Children In Household</b>						
No Children	5%	9%	23%	59%	4%	701
One	15%	7%	18%	54%	6%	82
Two or More	5%	7%	24%	63%	1%	153

Q5E: Please indicate how important each of the following are to you: Being able to vote in the Town Hall instead of the Elementary School

	Very Important	Somewhat Important	Not Very Important	Not At All Important	DK/NA	Number Responding
<b>RYE RESIDENTS</b>	<b>6%</b>	<b>9%</b>	<b>22%</b>	<b>60%</b>	<b>4%</b>	<b>1125</b>
<b>Likely To Vote in 2016</b>						
Will Definitely Vote	6%	7%	19%	64%	3%	778
Will Vote Unless Emerg	7%	9%	28%	53%	3%	182
Non-Likely	4%	14%	27%	47%	8%	144
<b>Freq. Voting in Rye Elections</b>						
Always	6%	7%	18%	66%	3%	670
Usually	5%	10%	27%	53%	4%	306
Occasionally/Never	5%	11%	37%	44%	4%	82
Not Registered in Rye	8%	13%	15%	48%	17%	48
<b>Years Lived in Rye</b>						
5 years or less	8%	8%	25%	55%	4%	169
6 to 10 years	5%	5%	23%	63%	3%	133
11 to 20 years	5%	8%	24%	60%	4%	250
20 or more years	6%	11%	21%	59%	4%	493
<b>Years Lived in New Hampshire</b>						
5 years or less	9%	9%	25%	54%	3%	67
6 to 10 years	8%	8%	23%	59%	1%	73
11 to 20 years	3%	5%	29%	61%	3%	153
20 or more years	7%	10%	20%	59%	4%	687

Q5F: Please indicate how important each of the following are to you: Having space in the Town Hall for public meetings

	Very Important	Somewhat Important	Not Very Important	Not At All Important	DK/NA	Number Responding
<b>RYE RESIDENTS</b>	<b>18%</b>	<b>29%</b>	<b>18%</b>	<b>31%</b>	<b>4%</b>	<b>1125</b>
<b>Age</b>						
18 to 34	18%	23%	32%	23%	5%	22
35 to 49	19%	37%	13%	28%	3%	120
50 to 64	15%	29%	18%	35%	3%	360
65 and over	24%	29%	17%	25%	4%	451
<b>Full/Part Time Resident</b>						
Full-Time	18%	29%	18%	32%	3%	1027
Part-Time	22%	26%	25%	21%	6%	72
<b>Sex</b>						
Male	17%	29%	18%	33%	2%	485
Female	22%	30%	18%	26%	4%	497
<b>Highest Level of Education</b>						
High School or Less	25%	29%	16%	24%	6%	51
Some College/Technical School	17%	37%	14%	24%	8%	145
College Graduate	17%	28%	20%	30%	4%	408
Postgraduate Work	20%	28%	17%	35%	1%	447
<b>Household Income</b>						
Less than \$50,000	21%	32%	19%	18%	9%	121
\$50,000 - \$74,999	20%	31%	19%	27%	3%	105
\$75,000 - \$99,999	20%	34%	15%	28%	4%	107
\$100,000 - \$149,999	20%	28%	17%	35%	1%	164
\$150,000 - \$199,999	18%	30%	26%	24%	3%	108
\$200,000 or more	17%	30%	18%	32%	4%	234
<b>Children In Household</b>						
No Children	19%	30%	18%	30%	3%	701
One	27%	27%	15%	27%	5%	82
Two or More	16%	35%	15%	31%	3%	153



Q5F: Please indicate how important each of the following are to you: Having space in the Town Hall for public meetings

	Very Important	Somewhat Important	Not Very Important	Not At All Important	DK/NA	Number Responding
<b>RYE RESIDENTS</b>	<b>18%</b>	<b>29%</b>	<b>18%</b>	<b>31%</b>	<b>4%</b>	<b>1125</b>
<b>Likely To Vote in 2016</b>						
Will Definitely Vote	19%	27%	16%	35%	3%	778
Will Vote Unless Emerg	18%	32%	19%	26%	4%	182
Non-Likely	15%	35%	26%	18%	6%	144
<b>Freq. Voting in Rye Elections</b>						
Always	19%	27%	17%	35%	3%	670
Usually	17%	33%	18%	26%	5%	306
Occasionally/Never	11%	37%	26%	18%	9%	82
Not Registered in Rye	25%	23%	29%	21%	2%	48
<b>Years Lived in Rye</b>						
5 years or less	21%	33%	17%	24%	4%	169
6 to 10 years	14%	30%	18%	32%	5%	133
11 to 20 years	20%	24%	20%	32%	4%	250
20 or more years	18%	31%	17%	31%	3%	493
<b>Years Lived in New Hampshire</b>						
5 years or less	27%	27%	21%	21%	4%	67
6 to 10 years	19%	32%	16%	30%	3%	73
11 to 20 years	13%	25%	22%	37%	3%	153
20 or more years	18%	30%	17%	31%	4%	687

Q5G: Please indicate how important each of the following are to you: Increasing space for administrative offices and storage in the Town Hall

	Very Important	Somewhat Important	Not Very Important	Not At All Important	DK/NA	Number Responding
<b>RYE RESIDENTS</b>	<b>21%</b>	<b>29%</b>	<b>20%</b>	<b>21%</b>	<b>9%</b>	<b>1125</b>
<b>Age</b>						
18 to 34	9%	23%	23%	32%	14%	22
35 to 49	14%	27%	24%	23%	12%	120
50 to 64	16%	29%	17%	27%	11%	360
65 and over	30%	32%	19%	12%	6%	451
<b>Full/Part Time Resident</b>						
Full-Time	21%	29%	19%	22%	9%	1027
Part-Time	21%	33%	31%	8%	7%	72
<b>Sex</b>						
Male	20%	27%	22%	24%	7%	485
Female	25%	31%	16%	15%	12%	497
<b>Highest Level of Education</b>						
High School or Less	33%	39%	10%	14%	4%	51
Some College/Technical School	24%	33%	16%	16%	11%	145
College Graduate	20%	30%	18%	21%	12%	408
Postgraduate Work	22%	26%	21%	23%	7%	447
<b>Household Income</b>						
Less than \$50,000	29%	29%	20%	9%	13%	121
\$50,000 - \$74,999	25%	35%	23%	12%	5%	105
\$75,000 - \$99,999	30%	31%	11%	17%	11%	107
\$100,000 - \$149,999	23%	26%	19%	27%	5%	164
\$150,000 - \$199,999	15%	36%	22%	15%	12%	108
\$200,000 or more	16%	29%	19%	24%	12%	234
<b>Children In Household</b>						
No Children	24%	29%	19%	19%	9%	701
One	20%	35%	20%	12%	13%	82
Two or More	16%	29%	16%	28%	10%	153

Q5G: Please indicate how important each of the following are to you: Increasing space for administrative offices and storage in the Town Hall

	Very Important	Somewhat Important	Not Very Important	Not At All Important	DK/NA	Number Responding
<b>RYE RESIDENTS</b>	<b>21%</b>	<b>29%</b>	<b>20%</b>	<b>21%</b>	<b>9%</b>	<b>1125</b>
<b>Likely To Vote in 2016</b>						
Will Definitely Vote	21%	26%	19%	27%	8%	778
Will Vote Unless Emerg	26%	32%	18%	10%	13%	182
Non-Likely	16%	35%	28%	8%	13%	144
<b>Freq. Voting in Rye Elections</b>						
Always	21%	28%	18%	26%	8%	670
Usually	22%	31%	21%	14%	11%	306
Occasionally/Never	18%	28%	32%	10%	12%	82
Not Registered in Rye	21%	33%	21%	15%	10%	48
<b>Years Lived in Rye</b>						
5 years or less	17%	30%	20%	18%	15%	169
6 to 10 years	17%	30%	15%	26%	12%	133
11 to 20 years	20%	29%	22%	21%	8%	250
20 or more years	25%	29%	19%	19%	7%	493
<b>Years Lived in New Hampshire</b>						
5 years or less	22%	30%	18%	19%	10%	67
6 to 10 years	23%	30%	14%	26%	7%	73
11 to 20 years	13%	27%	20%	30%	10%	153
20 or more years	23%	30%	19%	19%	10%	687

Q5H: Please indicate how important each of the following are to you: Having an auditorium area in the Town Hall for performances and events

	Very Important	Somewhat Important	Not Very Important	Not At All Important	DK/NA	Number Responding
<b>RYE RESIDENTS</b>	<b>5%</b>	<b>13%</b>	<b>21%</b>	<b>57%</b>	<b>4%</b>	<b>1125</b>
<b>Age</b>						
18 to 34	5%	23%	5%	68%	0%	22
35 to 49	7%	13%	21%	58%	2%	120
50 to 64	3%	10%	20%	64%	3%	360
65 and over	6%	16%	23%	49%	6%	451
<b>Full/Part Time Resident</b>						
Full-Time	5%	12%	21%	58%	4%	1027
Part-Time	4%	17%	24%	50%	6%	72
<b>Sex</b>						
Male	3%	11%	21%	63%	3%	485
Female	7%	16%	22%	49%	5%	497
<b>Highest Level of Education</b>						
High School or Less	8%	24%	18%	47%	4%	51
Some College/Technical School	5%	16%	21%	47%	12%	145
College Graduate	4%	11%	21%	61%	3%	408
Postgraduate Work	4%	14%	22%	58%	2%	447
<b>Household Income</b>						
Less than \$50,000	7%	21%	21%	40%	10%	121
\$50,000 - \$74,999	6%	13%	16%	59%	6%	105
\$75,000 - \$99,999	5%	11%	26%	51%	7%	107
\$100,000 - \$149,999	3%	13%	23%	60%	1%	164
\$150,000 - \$199,999	6%	6%	32%	52%	3%	108
\$200,000 or more	5%	13%	17%	62%	3%	234
<b>Children In Household</b>						
No Children	5%	14%	20%	57%	4%	701
One	7%	9%	32%	46%	6%	82
Two or More	4%	13%	22%	59%	1%	153

Q5H: Please indicate how important each of the following are to you: Having an auditorium area in the Town Hall for performances and events

	Very Important	Somewhat Important	Not Very Important	Not At All Important	DK/NA	Number Responding
<b>RYE RESIDENTS</b>	<b>5%</b>	<b>13%</b>	<b>21%</b>	<b>57%</b>	<b>4%</b>	<b>1125</b>
<b>Likely To Vote in 2016</b>						
Will Definitely Vote	5%	11%	19%	62%	3%	778
Will Vote Unless Emerg	4%	15%	28%	47%	6%	182
Non-Likely	3%	17%	25%	48%	7%	144
<b>Freq. Voting in Rye Elections</b>						
Always	4%	11%	19%	63%	4%	670
Usually	4%	14%	26%	51%	5%	306
Occasionally/Never	2%	21%	23%	48%	6%	82
Not Registered in Rye	10%	17%	27%	42%	4%	48
<b>Years Lived in Rye</b>						
5 years or less	6%	17%	24%	50%	4%	169
6 to 10 years	4%	10%	20%	65%	2%	133
11 to 20 years	5%	11%	21%	57%	5%	250
20 or more years	4%	14%	22%	56%	4%	493
<b>Years Lived in New Hampshire</b>						
5 years or less	6%	19%	27%	45%	3%	67
6 to 10 years	4%	16%	22%	58%	0%	73
11 to 20 years	5%	14%	16%	64%	2%	153
20 or more years	5%	12%	21%	57%	5%	687

Q5I: Please indicate how important each of the following are to you: Having a Town Hall building that is energy efficient

	Very Important	Somewhat Important	Not Very Important	Not At All Important	DK/NA	Number Responding
<b>RYE RESIDENTS</b>	<b>37%</b>	<b>43%</b>	<b>9%</b>	<b>7%</b>	<b>4%</b>	<b>1125</b>
<b>Age</b>						
18 to 34	41%	32%	18%	9%	0%	22
35 to 49	28%	48%	11%	12%	2%	120
50 to 64	34%	46%	9%	7%	4%	360
65 and over	44%	41%	7%	4%	3%	451
<b>Full/Part Time Resident</b>						
Full-Time	38%	43%	9%	7%	4%	1027
Part-Time	29%	50%	14%	6%	1%	72
<b>Sex</b>						
Male	33%	45%	11%	9%	2%	485
Female	44%	41%	7%	4%	4%	497
<b>Highest Level of Education</b>						
High School or Less	53%	39%	4%	2%	2%	51
Some College/Technical School	38%	43%	10%	3%	6%	145
College Graduate	38%	44%	8%	6%	4%	408
Postgraduate Work	36%	43%	10%	8%	2%	447
<b>Household Income</b>						
Less than \$50,000	50%	39%	5%	1%	6%	121
\$50,000 - \$74,999	44%	43%	8%	3%	3%	105
\$75,000 - \$99,999	38%	44%	7%	7%	4%	107
\$100,000 - \$149,999	32%	46%	13%	7%	2%	164
\$150,000 - \$199,999	31%	53%	5%	6%	6%	108
\$200,000 or more	33%	45%	10%	9%	3%	234
<b>Children In Household</b>						
No Children	39%	43%	9%	6%	3%	701
One	44%	43%	7%	1%	5%	82
Two or More	36%	45%	8%	10%	1%	153

Q5I: Please indicate how important each of the following are to you: Having a Town Hall building that is energy efficient

	Very Important	Somewhat Important	Not Very Important	Not At All Important	DK/NA	Number Responding
<b>RYE RESIDENTS</b>	<b>37%</b>	<b>43%</b>	<b>9%</b>	<b>7%</b>	<b>4%</b>	<b>1125</b>
<b>Likely To Vote in 2016</b>						
Will Definitely Vote	37%	41%	11%	8%	3%	778
Will Vote Unless Emerg	37%	51%	5%	3%	4%	182
Non-Likely	37%	47%	9%	4%	3%	144
<b>Freq. Voting in Rye Elections</b>						
Always	39%	40%	10%	8%	4%	670
Usually	35%	48%	9%	5%	3%	306
Occasionally/Never	34%	48%	11%	4%	4%	82
Not Registered in Rye	40%	46%	8%	6%	0%	48
<b>Years Lived in Rye</b>						
5 years or less	37%	46%	9%	5%	2%	169
6 to 10 years	32%	43%	11%	11%	4%	133
11 to 20 years	36%	44%	7%	9%	4%	250
20 or more years	41%	42%	10%	4%	3%	493
<b>Years Lived in New Hampshire</b>						
5 years or less	40%	49%	4%	4%	1%	67
6 to 10 years	37%	44%	10%	10%	0%	73
11 to 20 years	29%	44%	11%	12%	4%	153
20 or more years	40%	41%	9%	6%	4%	687

Q5J: Please indicate how important each of the following are to you: A plan should be approved to address the current Town Hall situation as soon as possible

	Very Important	Somewhat Important	Not Very Important	Not At All Important	DK/NA	Number Responding
<b>RYE RESIDENTS</b>	<b>28%</b>	<b>29%</b>	<b>19%</b>	<b>18%</b>	<b>6%</b>	<b>1125</b>
<b>Age</b>						
18 to 34	18%	18%	27%	27%	9%	22
35 to 49	23%	28%	23%	18%	8%	120
50 to 64	22%	29%	18%	24%	6%	360
65 and over	40%	29%	16%	10%	4%	451
<b>Full/Part Time Resident</b>						
Full-Time	28%	29%	19%	19%	5%	1027
Part-Time	29%	31%	25%	8%	7%	72
<b>Sex</b>						
Male	25%	29%	21%	22%	3%	485
Female	33%	31%	17%	12%	7%	497
<b>Highest Level of Education</b>						
High School or Less	47%	29%	12%	8%	4%	51
Some College/Technical School	32%	32%	14%	15%	7%	145
College Graduate	26%	31%	19%	18%	6%	408
Postgraduate Work	28%	28%	21%	19%	4%	447
<b>Household Income</b>						
Less than \$50,000	44%	27%	12%	7%	9%	121
\$50,000 - \$74,999	29%	35%	17%	17%	2%	105
\$75,000 - \$99,999	29%	34%	17%	15%	6%	107
\$100,000 - \$149,999	27%	26%	23%	20%	4%	164
\$150,000 - \$199,999	26%	33%	17%	18%	6%	108
\$200,000 or more	26%	30%	21%	17%	6%	234
<b>Children In Household</b>						
No Children	31%	29%	19%	17%	4%	701
One	35%	30%	20%	9%	6%	82
Two or More	20%	31%	20%	20%	10%	153



Q5J: Please indicate how important each of the following are to you: A plan should be approved to address the current Town Hall situation as soon as possible

	Very Important	Somewhat Important	Not Very Important	Not At All Important	DK/NA	Number Responding
<b>RYE RESIDENTS</b>	<b>28%</b>	<b>29%</b>	<b>19%</b>	<b>18%</b>	<b>6%</b>	<b>1125</b>
<b>Likely To Vote in 2016</b>						
Will Definitely Vote	27%	26%	21%	22%	5%	778
Will Vote Unless Emerg	32%	37%	15%	9%	7%	182
Non-Likely	27%	36%	17%	13%	7%	144
<b>Freq. Voting in Rye Elections</b>						
Always	26%	27%	20%	21%	5%	670
Usually	31%	31%	18%	14%	6%	306
Occasionally/Never	28%	32%	20%	13%	7%	82
Not Registered in Rye	29%	38%	13%	10%	10%	48
<b>Years Lived in Rye</b>						
5 years or less	25%	38%	16%	12%	9%	169
6 to 10 years	22%	33%	19%	21%	5%	133
11 to 20 years	26%	27%	21%	20%	6%	250
20 or more years	32%	28%	20%	16%	4%	493
<b>Years Lived in New Hampshire</b>						
5 years or less	27%	45%	10%	7%	10%	67
6 to 10 years	30%	32%	16%	16%	5%	73
11 to 20 years	22%	26%	23%	24%	5%	153
20 or more years	30%	29%	20%	16%	5%	687

Q6A: For each of the following, please indicate whether you support or oppose each of the following town hall options: Renovating the existing Town Hall building and constructing a new addition on the building for town office use

	Strongly Support	Somewhat Support	Somewhat Oppose	Strongly Oppose	DK/NA	Number Responding
<b>RYE RESIDENTS</b>	<b>24%</b>	<b>27%</b>	<b>13%</b>	<b>29%</b>	<b>8%</b>	<b>1125</b>
<b>Age</b>						
18 to 34	23%	41%	14%	18%	5%	22
35 to 49	23%	31%	16%	23%	8%	120
50 to 64	20%	32%	12%	31%	5%	360
65 and over	31%	21%	13%	28%	7%	451
<b>Full/Part Time Resident</b>						
Full-Time	24%	27%	12%	29%	7%	1027
Part-Time	29%	32%	15%	18%	6%	72
<b>Sex</b>						
Male	21%	29%	14%	31%	6%	485
Female	30%	26%	10%	26%	8%	497
<b>Highest Level of Education</b>						
High School or Less	31%	12%	16%	33%	8%	51
Some College/Technical School	28%	28%	12%	24%	8%	145
College Graduate	25%	28%	10%	32%	6%	408
Postgraduate Work	24%	28%	15%	26%	7%	447
<b>Household Income</b>						
Less than \$50,000	34%	26%	11%	18%	12%	121
\$50,000 - \$74,999	21%	21%	16%	35%	7%	105
\$75,000 - \$99,999	28%	31%	10%	24%	7%	107
\$100,000 - \$149,999	21%	27%	14%	33%	4%	164
\$150,000 - \$199,999	23%	33%	13%	21%	9%	108
\$200,000 or more	25%	31%	13%	24%	7%	234
<b>Children In Household</b>						
No Children	27%	25%	13%	29%	6%	701
One	28%	33%	11%	20%	9%	82
Two or More	20%	34%	13%	25%	7%	153

Q6A: For each of the following, please indicate whether you support or oppose each of the following town hall options: Renovating the existing Town Hall building and constructing a new addition on the building for town office use

	Strongly Support	Somewhat Support	Somewhat Oppose	Strongly Oppose	DK/NA	Number Responding
<b>RYE RESIDENTS</b>	<b>24%</b>	<b>27%</b>	<b>13%</b>	<b>29%</b>	<b>8%</b>	<b>1125</b>
<b>Likely To Vote in 2016</b>						
Will Definitely Vote	23%	25%	12%	33%	7%	778
Will Vote Unless Emerg	27%	29%	16%	19%	8%	182
Non-Likely	24%	38%	12%	19%	8%	144
<b>Freq. Voting in Rye Elections</b>						
Always	22%	24%	11%	35%	7%	670
Usually	28%	30%	14%	20%	8%	306
Occasionally/Never	27%	38%	11%	20%	5%	82
Not Registered in Rye	25%	40%	19%	10%	6%	48
<b>Years Lived in Rye</b>						
5 years or less	24%	40%	14%	16%	7%	169
6 to 10 years	25%	30%	10%	32%	4%	133
11 to 20 years	24%	26%	15%	30%	6%	250
20 or more years	25%	25%	11%	30%	9%	493
<b>Years Lived in New Hampshire</b>						
5 years or less	28%	37%	16%	12%	6%	67
6 to 10 years	32%	32%	8%	26%	3%	73
11 to 20 years	22%	29%	11%	33%	6%	153
20 or more years	24%	27%	13%	29%	8%	687

Q6B: For each of the following, please indicate whether you support or oppose each of the following town hall options: Demolishing the existing Town Hall building and constructing a new Town Hall building on the same site with a similar architectural style

	Strongly Support	Somewhat Support	Somewhat Oppose	Strongly Oppose	DK/NA	Number Responding
<b>RYE RESIDENTS</b>	<b>12%</b>	<b>16%</b>	<b>15%</b>	<b>49%</b>	<b>8%</b>	<b>1125</b>
<b>Age</b>						
18 to 34	14%	9%	27%	45%	5%	22
35 to 49	8%	22%	19%	43%	8%	120
50 to 64	11%	17%	14%	54%	5%	360
65 and over	15%	17%	16%	44%	8%	451
<b>Full/Part Time Resident</b>						
Full-Time	13%	16%	15%	49%	8%	1027
Part-Time	3%	26%	15%	50%	6%	72
<b>Sex</b>						
Male	13%	15%	15%	51%	5%	485
Female	12%	18%	15%	46%	9%	497
<b>Highest Level of Education</b>						
High School or Less	25%	24%	6%	33%	12%	51
Some College/Technical School	11%	23%	10%	46%	11%	145
College Graduate	14%	15%	15%	50%	5%	408
Postgraduate Work	10%	16%	18%	50%	6%	447
<b>Household Income</b>						
Less than \$50,000	14%	13%	16%	43%	14%	121
\$50,000 - \$74,999	18%	13%	19%	45%	5%	105
\$75,000 - \$99,999	11%	14%	15%	51%	8%	107
\$100,000 - \$149,999	14%	15%	14%	54%	4%	164
\$150,000 - \$199,999	15%	20%	15%	41%	9%	108
\$200,000 or more	9%	21%	15%	47%	7%	234
<b>Children In Household</b>						
No Children	12%	17%	15%	50%	7%	701
One	17%	9%	16%	50%	9%	82
Two or More	12%	18%	19%	44%	7%	153

Q6B: For each of the following, please indicate whether you support or oppose each of the following town hall options: Demolishing the existing Town Hall building and constructing a new Town Hall building on the same site with a similar architectural style

	Strongly Support	Somewhat Support	Somewhat Oppose	Strongly Oppose	DK/NA	Number Responding
<b>RYE RESIDENTS</b>	<b>12%</b>	<b>16%</b>	<b>15%</b>	<b>49%</b>	<b>8%</b>	<b>1125</b>
<b>Likely To Vote in 2016</b>						
Will Definitely Vote	12%	16%	14%	52%	7%	778
Will Vote Unless Emerg	16%	14%	19%	42%	9%	182
Non-Likely	7%	22%	17%	45%	9%	144
<b>Freq. Voting in Rye Elections</b>						
Always	14%	15%	13%	50%	7%	670
Usually	8%	17%	19%	48%	8%	306
Occasionally/Never	9%	26%	10%	45%	11%	82
Not Registered in Rye	13%	15%	19%	52%	2%	48
<b>Years Lived in Rye</b>						
5 years or less	8%	17%	21%	46%	9%	169
6 to 10 years	11%	20%	11%	56%	2%	133
11 to 20 years	14%	17%	16%	45%	8%	250
20 or more years	14%	15%	13%	50%	8%	493
<b>Years Lived in New Hampshire</b>						
5 years or less	7%	13%	22%	49%	7%	67
6 to 10 years	8%	22%	16%	49%	4%	73
11 to 20 years	12%	17%	13%	50%	7%	153
20 or more years	13%	16%	14%	49%	8%	687

Q6C: For each of the following, please indicate whether you support or oppose each of the following town hall options: Constructing a new Town Hall at a different site and repurposing the existing Town Hall building

	Strongly Support	Somewhat Support	Somewhat Oppose	Strongly Oppose	DK/NA	Number Responding
<b>RYE RESIDENTS</b>	<b>8%</b>	<b>17%</b>	<b>16%</b>	<b>50%</b>	<b>9%</b>	<b>1125</b>
<b>Age</b>						
18 to 34	5%	18%	27%	45%	5%	22
35 to 49	8%	25%	21%	41%	6%	120
50 to 64	8%	16%	14%	54%	8%	360
65 and over	9%	15%	17%	50%	9%	451
<b>Full/Part Time Resident</b>						
Full-Time	8%	16%	16%	50%	9%	1027
Part-Time	6%	19%	22%	49%	4%	72
<b>Sex</b>						
Male	9%	18%	16%	50%	7%	485
Female	8%	16%	18%	49%	9%	497
<b>Highest Level of Education</b>						
High School or Less	16%	18%	12%	45%	10%	51
Some College/Technical School	6%	21%	18%	46%	10%	145
College Graduate	10%	14%	16%	52%	8%	408
Postgraduate Work	6%	18%	18%	49%	8%	447
<b>Household Income</b>						
Less than \$50,000	9%	16%	16%	45%	14%	121
\$50,000 - \$74,999	11%	18%	16%	49%	6%	105
\$75,000 - \$99,999	10%	21%	18%	45%	7%	107
\$100,000 - \$149,999	6%	13%	20%	53%	9%	164
\$150,000 - \$199,999	13%	20%	19%	36%	12%	108
\$200,000 or more	6%	20%	17%	50%	8%	234
<b>Children In Household</b>						
No Children	8%	16%	15%	52%	8%	701
One	6%	23%	17%	45%	9%	82
Two or More	8%	18%	24%	40%	9%	153

Q6C: For each of the following, please indicate whether you support or oppose each of the following town hall options: Constructing a new Town Hall at a different site and repurposing the existing Town Hall building

	Strongly Support	Somewhat Support	Somewhat Oppose	Strongly Oppose	DK/NA	Number Responding
<b>RYE RESIDENTS</b>	<b>8%</b>	<b>17%</b>	<b>16%</b>	<b>50%</b>	<b>9%</b>	<b>1125</b>
<b>Likely To Vote in 2016</b>						
Will Definitely Vote	8%	16%	14%	54%	8%	778
Will Vote Unless Emerg	11%	16%	19%	43%	11%	182
Non-Likely	6%	21%	24%	39%	10%	144
<b>Freq. Voting in Rye Elections</b>						
Always	8%	16%	13%	54%	8%	670
Usually	8%	17%	20%	45%	10%	306
Occasionally/Never	7%	16%	22%	43%	12%	82
Not Registered in Rye	2%	21%	33%	40%	4%	48
<b>Years Lived in Rye</b>						
5 years or less	7%	20%	24%	38%	10%	169
6 to 10 years	10%	19%	16%	50%	5%	133
11 to 20 years	7%	21%	16%	47%	9%	250
20 or more years	9%	13%	15%	54%	9%	493
<b>Years Lived in New Hampshire</b>						
5 years or less	4%	19%	25%	42%	9%	67
6 to 10 years	11%	19%	16%	47%	7%	73
11 to 20 years	6%	22%	14%	50%	8%	153
20 or more years	9%	15%	17%	50%	9%	687

Q6D: For each of the following, please indicate whether you support or oppose each of the following town hall options: Constructing a new Town Hall at a different site

	Strongly Support	Somewhat Support	Somewhat Oppose	Strongly Oppose	DK/NA	Number Responding
<b>RYE RESIDENTS</b>	<b>8%</b>	<b>14%</b>	<b>16%</b>	<b>50%</b>	<b>12%</b>	<b>1125</b>
<b>Age</b>						
18 to 34	5%	14%	27%	45%	9%	22
35 to 49	4%	20%	23%	43%	10%	120
50 to 64	6%	15%	15%	56%	8%	360
65 and over	10%	14%	15%	48%	13%	451
<b>Full/Part Time Resident</b>						
Full-Time	8%	14%	16%	50%	12%	1027
Part-Time	4%	17%	14%	51%	14%	72
<b>Sex</b>						
Male	11%	15%	16%	48%	10%	485
Female	5%	14%	16%	51%	13%	497
<b>Highest Level of Education</b>						
High School or Less	12%	22%	10%	35%	22%	51
Some College/Technical School	6%	19%	15%	48%	13%	145
College Graduate	10%	14%	14%	52%	11%	408
Postgraduate Work	6%	13%	20%	50%	11%	447
<b>Household Income</b>						
Less than \$50,000	10%	12%	13%	47%	18%	121
\$50,000 - \$74,999	10%	19%	16%	47%	8%	105
\$75,000 - \$99,999	14%	15%	16%	46%	9%	107
\$100,000 - \$149,999	7%	10%	20%	55%	8%	164
\$150,000 - \$199,999	10%	12%	19%	42%	17%	108
\$200,000 or more	3%	18%	18%	50%	11%	234
<b>Children In Household</b>						
No Children	8%	14%	14%	52%	12%	701
One	5%	18%	21%	46%	10%	82
Two or More	7%	16%	21%	43%	14%	153



Q6D: For each of the following, please indicate whether you support or oppose each of the following town hall options: Constructing a new Town Hall at a different site

	Strongly Support	Somewhat Support	Somewhat Oppose	Strongly Oppose	DK/NA	Number Responding
<b>RYE RESIDENTS</b>	<b>8%</b>	<b>14%</b>	<b>16%</b>	<b>50%</b>	<b>12%</b>	<b>1125</b>
<b>Likely To Vote in 2016</b>						
Will Definitely Vote	8%	14%	15%	53%	11%	778
Will Vote Unless Emerg	9%	10%	19%	48%	14%	182
Non-Likely	6%	18%	20%	41%	15%	144
<b>Freq. Voting in Rye Elections</b>						
Always	8%	14%	14%	52%	12%	670
Usually	7%	14%	18%	49%	11%	306
Occasionally/Never	6%	17%	22%	41%	13%	82
Not Registered in Rye	2%	10%	23%	50%	15%	48
<b>Years Lived in Rye</b>						
5 years or less	6%	13%	23%	48%	10%	169
6 to 10 years	6%	16%	19%	50%	10%	133
11 to 20 years	8%	16%	16%	47%	13%	250
20 or more years	9%	14%	13%	52%	12%	493
<b>Years Lived in New Hampshire</b>						
5 years or less	3%	13%	19%	57%	7%	67
6 to 10 years	7%	14%	19%	49%	11%	73
11 to 20 years	8%	14%	14%	52%	11%	153
20 or more years	8%	14%	16%	49%	13%	687

Q6E: For each of the following, please indicate whether you support or oppose each of the following town hall options: Leaving the current Town Hall building as is for town office purposes

	Strongly Support	Somewhat Support	Somewhat Oppose	Strongly Oppose	DK/NA	Number Responding
<b>RYE RESIDENTS</b>	<b>26%</b>	<b>20%</b>	<b>19%</b>	<b>25%</b>	<b>10%</b>	<b>1125</b>
<b>Age</b>						
18 to 34	23%	41%	14%	9%	14%	22
35 to 49	23%	22%	23%	22%	10%	120
50 to 64	31%	19%	21%	21%	9%	360
65 and over	20%	20%	18%	34%	8%	451
<b>Full/Part Time Resident</b>						
Full-Time	26%	20%	19%	26%	10%	1027
Part-Time	22%	24%	24%	22%	8%	72
<b>Sex</b>						
Male	28%	21%	19%	25%	7%	485
Female	21%	18%	20%	29%	12%	497
<b>Highest Level of Education</b>						
High School or Less	20%	27%	8%	31%	14%	51
Some College/Technical School	28%	16%	19%	26%	12%	145
College Graduate	25%	21%	17%	26%	10%	408
Postgraduate Work	24%	20%	23%	25%	8%	447
<b>Household Income</b>						
Less than \$50,000	23%	17%	8%	37%	15%	121
\$50,000 - \$74,999	25%	23%	20%	23%	10%	105
\$75,000 - \$99,999	15%	21%	25%	29%	10%	107
\$100,000 - \$149,999	31%	20%	21%	21%	8%	164
\$150,000 - \$199,999	23%	16%	25%	27%	9%	108
\$200,000 or more	22%	22%	20%	27%	9%	234
<b>Children In Household</b>						
No Children	25%	20%	18%	29%	9%	701
One	18%	20%	27%	22%	13%	82
Two or More	23%	22%	22%	24%	10%	153

Q6E: For each of the following, please indicate whether you support or oppose each of the following town hall options: Leaving the current Town Hall building as is for town office purposes

	Strongly Support	Somewhat Support	Somewhat Oppose	Strongly Oppose	DK/NA	Number Responding
<b>RYE RESIDENTS</b>	<b>26%</b>	<b>20%</b>	<b>19%</b>	<b>25%</b>	<b>10%</b>	<b>1125</b>
<b>Likely To Vote in 2016</b>						
Will Definitely Vote	30%	19%	18%	26%	8%	778
Will Vote Unless Emerg	16%	21%	22%	31%	10%	182
Non-Likely	21%	26%	22%	15%	17%	144
<b>Freq. Voting in Rye Elections</b>						
Always	29%	18%	19%	25%	9%	670
Usually	21%	23%	20%	27%	9%	306
Occasionally/Never	22%	23%	22%	15%	18%	82
Not Registered in Rye	17%	29%	21%	25%	8%	48
<b>Years Lived in Rye</b>						
5 years or less	18%	21%	26%	24%	11%	169
6 to 10 years	23%	19%	26%	24%	8%	133
11 to 20 years	27%	20%	20%	24%	9%	250
20 or more years	26%	20%	16%	29%	9%	493
<b>Years Lived in New Hampshire</b>						
5 years or less	18%	22%	34%	19%	6%	67
6 to 10 years	18%	18%	29%	26%	10%	73
11 to 20 years	30%	21%	16%	24%	10%	153
20 or more years	25%	19%	19%	27%	9%	687

Q7: Which of these options would you be the most likely to support if it were on the March 2016 ballot?

	Renovating/ Constructing New Addition	Demolishing/ Constructing New Building	Constructing New Town Hall At Different Site	Constructing At Different Site And Repurpose	Leaving Town Hall As Is	DK/NA	Number Responding
<b>RYE RESIDENTS</b>	<b>37%</b>	<b>15%</b>	<b>4%</b>	<b>10%</b>	<b>29%</b>	<b>5%</b>	<b>1125</b>
<b>Age</b>							
18 to 34	50%	5%	5%	9%	32%	0%	22
35 to 49	36%	17%	2%	11%	34%	1%	120
50 to 64	35%	12%	4%	9%	35%	5%	360
65 and over	43%	18%	5%	9%	20%	4%	451
<b>Full/Part Time Resident</b>							
Full-Time	37%	15%	4%	10%	30%	5%	1027
Part-Time	47%	8%	3%	10%	24%	8%	72
<b>Sex</b>							
Male	34%	15%	6%	9%	31%	4%	485
Female	43%	16%	2%	11%	24%	5%	497
<b>Highest Level of Education</b>							
High School or Less	35%	25%	4%	14%	16%	6%	51
Some College/Technical School	39%	14%	4%	10%	28%	4%	145
College Graduate	38%	17%	4%	9%	29%	3%	408
Postgraduate Work	39%	13%	4%	10%	28%	6%	447
<b>Household Income</b>							
Less than \$50,000	46%	12%	7%	7%	24%	4%	121
\$50,000 - \$74,999	35%	17%	4%	16%	25%	3%	105
\$75,000 - \$99,999	44%	13%	7%	15%	20%	1%	107
\$100,000 - \$149,999	35%	15%	4%	7%	35%	4%	164
\$150,000 - \$199,999	36%	20%	6%	13%	19%	6%	108
\$200,000 or more	41%	15%	2%	9%	29%	4%	234
<b>Children In Household</b>							
No Children	39%	15%	5%	9%	27%	4%	701
One	48%	16%	2%	12%	21%	1%	82
Two or More	39%	15%	3%	8%	29%	5%	153

Q7: Which of these options would you be the most likely to support if it were on the March 2016 ballot?

	Renovating/ Constructing New Addition	Demolishing/ Constructing New Building	Constructing New Town Hall At Different Site	Constructing At Different Site And Repurpose	Leaving Town Hall As Is	DK/NA	Number Responding
<b>RYE RESIDENTS</b>	<b>37%</b>	<b>15%</b>	<b>4%</b>	<b>10%</b>	<b>29%</b>	<b>5%</b>	<b>1125</b>
<b>Likely To Vote in 2016</b>							
Will Definitely Vote	35%	15%	5%	9%	32%	4%	778
Will Vote Unless Emerg	42%	16%	3%	14%	19%	5%	182
Non-Likely	43%	10%	5%	10%	26%	6%	144
<b>Freq. Voting in Rye Elections</b>							
Always	33%	17%	4%	9%	32%	5%	670
Usually	45%	11%	4%	12%	24%	4%	306
Occasionally/Never	43%	12%	5%	10%	26%	5%	82
Not Registered in Rye	52%	10%	0%	4%	23%	10%	48
<b>Years Lived in Rye</b>							
5 years or less	48%	9%	4%	10%	24%	5%	169
6 to 10 years	35%	17%	5%	11%	30%	2%	133
11 to 20 years	35%	18%	5%	10%	28%	3%	250
20 or more years	38%	15%	4%	10%	28%	6%	493
<b>Years Lived in New Hampshire</b>							
5 years or less	48%	12%	3%	7%	24%	6%	67
6 to 10 years	40%	16%	5%	10%	27%	1%	73
11 to 20 years	35%	16%	5%	9%	31%	4%	153
20 or more years	38%	15%	4%	10%	28%	5%	687

Q8: What comes closest to your position about the possibility of demolishing the Rye Town Hall building, which was initially constructed as a church in 1839?

	The building is an important landmark and shouldn't be torn down	This building has outlived its usefulness and should be torn down	DK/NA	Number Responding
<b>RYE RESIDENTS</b>	<b>57%</b>	<b>21%</b>	<b>21%</b>	<b>1125</b>
<b>Age</b>				
18 to 34	59%	14%	27%	22
35 to 49	58%	21%	21%	120
50 to 64	59%	19%	22%	360
65 and over	55%	24%	21%	451
<b>Full/Part Time Resident</b>				
Full-Time	57%	22%	21%	1027
Part-Time	63%	13%	25%	72
<b>Sex</b>				
Male	55%	25%	21%	485
Female	60%	20%	19%	497
<b>Highest Level of Education</b>				
High School or Less	43%	37%	20%	51
Some College/Technical School	51%	20%	29%	145
College Graduate	60%	23%	17%	408
Postgraduate Work	59%	19%	22%	447
<b>Household Income</b>				
Less than \$50,000	58%	20%	22%	121
\$50,000 - \$74,999	50%	28%	22%	105
\$75,000 - \$99,999	51%	21%	27%	107
\$100,000 - \$149,999	65%	23%	12%	164
\$150,000 - \$199,999	56%	26%	19%	108
\$200,000 or more	56%	21%	24%	234
<b>Children In Household</b>				
No Children	58%	23%	19%	701
One	59%	18%	23%	82
Two or More	56%	21%	24%	153

Q8: What comes closest to your position about the possibility of demolishing the Rye Town Hall building, which was initially constructed as a church in 1839?

	The building is an important landmark and shouldn't be torn down	This building has outlived its usefulness and should be torn down	DK/NA	Number Responding
<b>RYE RESIDENTS</b>	<b>57%</b>	<b>21%</b>	<b>21%</b>	<b>1125</b>
<b>Likely To Vote in 2016</b>				
Will Definitely Vote	58%	24%	19%	778
Will Vote Unless Emerg	59%	20%	21%	182
Non-Likely	53%	13%	34%	144
<b>Freq. Voting in Rye Elections</b>				
Always	57%	25%	18%	670
Usually	58%	16%	25%	306
Occasionally/Never	55%	16%	29%	82
Not Registered in Rye	60%	17%	23%	48
<b>Years Lived in Rye</b>				
5 years or less	63%	16%	21%	169
6 to 10 years	60%	23%	17%	133
11 to 20 years	55%	25%	20%	250
20 or more years	56%	23%	21%	493
<b>Years Lived in New Hampshire</b>				
5 years or less	66%	12%	22%	67
6 to 10 years	63%	19%	18%	73
11 to 20 years	56%	27%	16%	153
20 or more years	56%	22%	22%	687

Q9: Did you vote in the March 2015 town election?

	Yes	No	DK/NA	Number Responding
<b>RYE RESIDENTS</b>	<b>77%</b>	<b>20%</b>	<b>3%</b>	<b>1124</b>
<b>Age</b>				
18 to 34	59%	41%	0%	22
35 to 49	81%	14%	5%	120
50 to 64	75%	22%	3%	359
65 and over	75%	23%	2%	451
<b>Full/Part Time Resident</b>				
Full-Time	81%	17%	2%	1026
Part-Time	19%	69%	11%	72
<b>Sex</b>				
Male	77%	21%	2%	484
Female	76%	21%	3%	497
<b>Highest Level of Education</b>				
High School or Less	78%	18%	4%	51
Some College/Technical School	81%	17%	3%	144
College Graduate	80%	17%	3%	408
Postgraduate Work	74%	25%	2%	447
<b>Household Income</b>				
Less than \$50,000	69%	28%	2%	121
\$50,000 - \$74,999	78%	18%	4%	105
\$75,000 - \$99,999	92%	8%	0%	107
\$100,000 - \$149,999	79%	20%	2%	163
\$150,000 - \$199,999	74%	23%	3%	108
\$200,000 or more	71%	26%	3%	234
<b>Children In Household</b>				
No Children	76%	22%	2%	701
One	80%	18%	1%	82
Two or More	80%	16%	5%	152



Q9: Did you vote in the March 2015 town election?

	Yes	No	DK/NA	Number Responding
<b>RYE RESIDENTS</b>	<b>77%</b>	<b>20%</b>	<b>3%</b>	<b>1124</b>
<b>Likely To Vote in 2016</b>				
Will Definitely Vote	90%	9%	1%	778
Will Vote Unless Emerg	73%	24%	3%	182
Non-Likely	17%	75%	8%	144
<b>Freq. Voting in Rye Elections</b>				
Always	97%	2%	0%	670
Usually	64%	31%	5%	306
Occasionally/Never	9%	80%	11%	82
Not Registered in Rye	0%	94%	6%	47
<b>Years Lived in Rye</b>				
5 years or less	58%	40%	2%	169
6 to 10 years	77%	19%	4%	133
11 to 20 years	83%	14%	3%	249
20 or more years	80%	17%	3%	493
<b>Years Lived in New Hampshire</b>				
5 years or less	57%	42%	1%	67
6 to 10 years	66%	29%	5%	73
11 to 20 years	80%	18%	2%	152
20 or more years	80%	18%	2%	687

Q10: Did you vote for or against the proposed \$4.1 million renovation and addition to the Town Hall (Warrant Article 5)?

	Voted For	Voted Against	Did Not Vote/NA	Number Responding
<b>RYE RESIDENTS</b>	<b>31%</b>	<b>68%</b>	<b>1%</b>	<b>864</b>
<b>Age</b>				
18 to 34	31%	62%	8%	13
35 to 49	25%	75%	0%	97
50 to 64	25%	74%	1%	271
65 and over	41%	58%	1%	340
<b>Full/Part Time Resident</b>				
Full-Time	31%	67%	1%	832
Part-Time	36%	64%	0%	14
<b>Sex</b>				
Male	29%	70%	1%	372
Female	38%	61%	2%	380
<b>Highest Level of Education</b>				
High School or Less	35%	58%	8%	40
Some College/Technical School	38%	61%	1%	116
College Graduate	29%	70%	1%	325
Postgraduate Work	35%	65%	1%	330
<b>Household Income</b>				
Less than \$50,000	40%	56%	4%	84
\$50,000 - \$74,999	32%	67%	1%	82
\$75,000 - \$99,999	38%	62%	0%	98
\$100,000 - \$149,999	26%	72%	2%	128
\$150,000 - \$199,999	38%	61%	1%	80
\$200,000 or more	32%	67%	1%	165
<b>Children In Household</b>				
No Children	33%	66%	2%	531
One	39%	61%	0%	66
Two or More	30%	69%	1%	121

Q10: Did you vote for or against the proposed \$4.1 million renovation and addition to the Town Hall (Warrant Article 5)?

	Voted For	Voted Against	Did Not Vote/NA	Number Responding
<b>RYE RESIDENTS</b>	<b>31%</b>	<b>68%</b>	<b>1%</b>	<b>864</b>
<b>Likely To Vote in 2016</b>				
Will Definitely Vote	30%	69%	1%	701
Will Vote Unless Emerg	38%	59%	3%	132
Non-Likely	33%	67%	0%	24
<b>Freq. Voting in Rye Elections</b>				
Always	30%	68%	1%	651
Usually	35%	64%	1%	197
Occasionally/Never	14%	71%	14%	7
<b>Years Lived in Rye</b>				
5 years or less	41%	55%	4%	98
6 to 10 years	36%	63%	1%	103
11 to 20 years	28%	71%	1%	206
20 or more years	32%	67%	1%	396
<b>Years Lived in New Hampshire</b>				
5 years or less	47%	50%	3%	38
6 to 10 years	46%	54%	0%	48
11 to 20 years	22%	74%	3%	121
20 or more years	33%	66%	1%	549

Q11: What are the main reasons you voted for the Town Hall Project?

	Town Needs More Office Space	Town Hall Doesn't Meet Code	Prefer Renovating and Adding On	Keeping Town Hall in the Town Center	Other	Don't Know/NA	Number Responding
<b>RYE RESIDENTS</b>	<b>72%</b>	<b>60%</b>	<b>62%</b>	<b>61%</b>	<b>8%</b>	<b>1%</b>	<b>268</b>
<b>Age</b>							
18 to 34	25%	25%	50%	0%	25%	0%	4
35 to 49	46%	50%	58%	63%	4%	0%	24
50 to 64	73%	58%	52%	57%	4%	0%	67
65 and over	80%	68%	68%	68%	10%	1%	139
<b>Full/Part Time Resident</b>							
Full-Time	72%	60%	62%	61%	8%	1%	260
Part-Time	80%	60%	40%	60%	0%	0%	5
<b>Sex</b>							
Male	71%	56%	56%	55%	8%	0%	108
Female	74%	63%	66%	67%	8%	1%	144
<b>Highest Level of Education</b>							
High School or Less	71%	43%	64%	29%	0%	0%	14
Some College/Technical School	73%	59%	59%	66%	5%	2%	44
College Graduate	71%	55%	67%	55%	9%	0%	94
Postgraduate Work	73%	67%	60%	68%	10%	0%	114
<b>Household Income</b>							
Less than \$50,000	76%	68%	68%	62%	0%	0%	34
\$50,000 - \$74,999	65%	54%	65%	62%	4%	4%	26
\$75,000 - \$99,999	84%	70%	70%	70%	11%	0%	37
\$100,000 - \$149,999	73%	67%	55%	61%	12%	0%	33
\$150,000 - \$199,999	53%	40%	60%	40%	17%	0%	30
\$200,000 or more	75%	63%	54%	62%	2%	0%	52
<b>Children In Household</b>							
No Children	78%	63%	65%	67%	7%	1%	174
One	58%	54%	58%	58%	19%	0%	26
Two or More	64%	50%	50%	44%	3%	0%	36

Q11: What are the main reasons you voted for the Town Hall Project?

	Town Needs More Office Space	Town Hall Doesn't Meet Code	Prefer Renovating and Adding On	Keeping Town Hall in the Town Center	Other	Don't Know/NA	Number Responding
<b>RYE RESIDENTS</b>	<b>72%</b>	<b>60%</b>	<b>62%</b>	<b>61%</b>	<b>8%</b>	<b>1%</b>	<b>268</b>
<b>Likely To Vote in 2016</b>							
Will Definitely Vote	74%	60%	62%	60%	8%	1%	208
Will Vote Unless Emerg	66%	58%	64%	72%	8%	0%	50
Non-Likely	75%	63%	50%	38%	0%	0%	8
<b>Freq. Voting in Rye Elections</b>							
Always	72%	59%	61%	60%	9%	1%	198
Usually	72%	63%	63%	66%	4%	0%	68
Occasionally/Never	100%	0%	100%	0%	0%	0%	1
<b>Years Lived in Rye</b>							
5 years or less	58%	43%	58%	63%	5%	0%	40
6 to 10 years	68%	59%	62%	57%	11%	0%	37
11 to 20 years	72%	55%	60%	59%	5%	0%	58
20 or more years	79%	68%	63%	64%	10%	2%	126
<b>Years Lived in New Hampshire</b>							
5 years or less	61%	39%	56%	61%	6%	0%	18
6 to 10 years	73%	55%	59%	50%	5%	0%	22
11 to 20 years	63%	44%	63%	67%	7%	0%	27
20 or more years	76%	66%	64%	64%	9%	1%	181

Q12: What are the main reasons you voted against the Town Hall Project?

	Cost Too Much	Poor Communication About Project	Town Doesn't Need More Office Space	Proposed Project Was Too Big	Other	Don't Know/NA	Number Responding
<b>RYE RESIDENTS</b>	<b>75%</b>	<b>25%</b>	<b>28%</b>	<b>45%</b>	<b>23%</b>	<b>3%</b>	<b>584</b>
<b>Age</b>							
18 to 34	100%	25%	63%	63%	0%	0%	8
35 to 49	79%	27%	30%	40%	29%	1%	73
50 to 64	75%	23%	35%	50%	23%	2%	200
65 and over	74%	27%	17%	40%	23%	4%	196
<b>Full/Part Time Resident</b>							
Full-Time	76%	25%	29%	46%	24%	3%	560
Part-Time	78%	44%	11%	44%	33%	0%	9
<b>Sex</b>							
Male	76%	21%	31%	43%	20%	3%	260
Female	77%	29%	23%	44%	27%	4%	230
<b>Highest Level of Education</b>							
High School or Less	83%	26%	22%	26%	13%	4%	23
Some College/Technical School	75%	24%	27%	48%	18%	6%	71
College Graduate	76%	26%	28%	42%	23%	3%	227
Postgraduate Work	74%	26%	31%	49%	26%	3%	213
<b>Household Income</b>							
Less than \$50,000	79%	23%	17%	38%	13%	4%	47
\$50,000 - \$74,999	84%	33%	22%	36%	22%	2%	55
\$75,000 - \$99,999	70%	15%	18%	44%	15%	3%	61
\$100,000 - \$149,999	80%	28%	28%	55%	23%	0%	93
\$150,000 - \$199,999	76%	29%	29%	43%	33%	0%	49
\$200,000 or more	75%	29%	33%	44%	26%	5%	111
<b>Children In Household</b>							
No Children	73%	25%	27%	43%	25%	4%	349
One	78%	28%	20%	55%	25%	0%	40
Two or More	84%	31%	27%	45%	24%	2%	85

Q12: What are the main reasons you voted against the Town Hall Project?

	Cost Too Much	Poor Communication About Project	Town Doesn't Need More Office Space	Proposed Project Was Too Big	Other	Don't Know/NA	Number Responding
<b>RYE RESIDENTS</b>	<b>75%</b>	<b>25%</b>	<b>28%</b>	<b>45%</b>	<b>23%</b>	<b>3%</b>	<b>584</b>
<b>Likely To Vote in 2016</b>							
Will Definitely Vote	76%	25%	31%	47%	25%	2%	486
Will Vote Unless Emerg	77%	31%	13%	40%	14%	4%	78
Non-Likely	63%	13%	31%	31%	13%	19%	16
<b>Freq. Voting in Rye Elections</b>							
Always	75%	25%	30%	45%	25%	3%	444
Usually	76%	28%	24%	46%	20%	4%	127
Occasionally/Never	80%	20%	40%	80%	0%	0%	5
Not Registered in Rye	100%	100%	0%	100%	100%	0%	1
<b>Years Lived in Rye</b>							
5 years or less	80%	35%	24%	41%	11%	7%	54
6 to 10 years	80%	25%	42%	51%	28%	2%	65
11 to 20 years	78%	21%	23%	45%	26%	2%	146
20 or more years	72%	27%	26%	45%	24%	3%	267
<b>Years Lived in New Hampshire</b>							
5 years or less	58%	26%	26%	53%	16%	16%	19
6 to 10 years	85%	31%	38%	50%	19%	4%	26
11 to 20 years	86%	27%	24%	51%	19%	1%	91
20 or more years	74%	25%	28%	44%	24%	3%	362

Q13: When you went to vote on election day, how informed did you feel you were about the Town Hall project?

	Very Informed	Somewhat Informed	Not Very Informed	Not Informed At All	DK/NA	Number Responding
<b>RYE RESIDENTS</b>	<b>42%</b>	<b>42%</b>	<b>12%</b>	<b>2%</b>	<b>3%</b>	<b>852</b>
<b>Age</b>						
18 to 34	33%	58%	8%	0%	0%	12
35 to 49	28%	46%	22%	3%	1%	97
50 to 64	40%	46%	10%	1%	2%	267
65 and over	47%	37%	11%	3%	2%	335
<b>Full/Part Time Resident</b>						
Full-Time	42%	42%	12%	2%	2%	820
Part-Time	36%	36%	7%	7%	14%	14
<b>Sex</b>						
Male	43%	43%	9%	2%	2%	368
Female	39%	43%	14%	1%	3%	374
<b>Highest Level of Education</b>						
High School or Less	35%	49%	8%	8%	0%	37
Some College/Technical School	34%	49%	12%	2%	3%	115
College Graduate	42%	40%	14%	2%	2%	321
Postgraduate Work	44%	42%	10%	2%	2%	327
<b>Household Income</b>						
Less than \$50,000	42%	43%	9%	4%	2%	81
\$50,000 - \$74,999	32%	53%	7%	5%	2%	81
\$75,000 - \$99,999	43%	43%	11%	1%	2%	98
\$100,000 - \$149,999	46%	42%	10%	2%	0%	125
\$150,000 - \$199,999	35%	42%	20%	3%	0%	79
\$200,000 or more	37%	44%	17%	1%	1%	163
<b>Children In Household</b>						
No Children	42%	43%	10%	2%	3%	523
One	47%	38%	14%	2%	0%	66
Two or More	33%	47%	18%	3%	0%	120



Q13: When you went to vote on election day, how informed did you feel you were about the Town Hall project?

	Very Informed	Somewhat Informed	Not Very Informed	Not Informed At All	DK/NA	Number Responding
<b>RYE RESIDENTS</b>	<b>42%</b>	<b>42%</b>	<b>12%</b>	<b>2%</b>	<b>3%</b>	<b>852</b>
<b>Likely To Vote in 2016</b>						
Will Definitely Vote	46%	40%	10%	2%	2%	694
Will Vote Unless Emerg	26%	52%	16%	4%	3%	128
Non-Likely	13%	54%	29%	0%	4%	24
<b>Freq. Voting in Rye Elections</b>						
Always	48%	39%	9%	2%	2%	642
Usually	24%	52%	19%	2%	3%	195
Occasionally/Never	17%	17%	33%	17%	17%	6
<b>Years Lived in Rye</b>						
5 years or less	19%	56%	21%	3%	0%	94
6 to 10 years	40%	45%	12%	1%	2%	102
11 to 20 years	45%	42%	10%	1%	1%	203
20 or more years	45%	40%	9%	2%	4%	393
<b>Years Lived in New Hampshire</b>						
5 years or less	16%	51%	27%	5%	0%	37
6 to 10 years	38%	44%	13%	2%	4%	48
11 to 20 years	40%	48%	10%	0%	2%	117
20 or more years	43%	43%	10%	2%	3%	543

Q14: How confident were you that the town had thoroughly explored all option and chose the best option for the Town Hall project?

	Very Confident	Somewhat Confident	Not Very Confident	Not Confident At All	DK/NA	Number Responding
<b>RYE RESIDENTS</b>	<b>11%</b>	<b>20%</b>	<b>29%</b>	<b>31%</b>	<b>9%</b>	<b>852</b>
<b>Age</b>						
18 to 34	8%	17%	33%	33%	8%	12
35 to 49	5%	24%	33%	27%	11%	97
50 to 64	8%	21%	33%	31%	6%	267
65 and over	16%	20%	27%	28%	9%	335
<b>Full/Part Time Resident</b>						
Full-Time	11%	20%	30%	30%	8%	820
Part-Time	7%	14%	21%	36%	21%	14
<b>Sex</b>						
Male	11%	21%	33%	30%	5%	368
Female	13%	22%	25%	27%	13%	374
<b>Highest Level of Education</b>						
High School or Less	22%	8%	35%	19%	16%	37
Some College/Technical School	14%	23%	25%	29%	10%	115
College Graduate	12%	17%	32%	31%	9%	321
Postgraduate Work	9%	25%	28%	31%	7%	327
<b>Household Income</b>						
Less than \$50,000	31%	14%	28%	15%	12%	81
\$50,000 - \$74,999	11%	27%	22%	35%	5%	81
\$75,000 - \$99,999	7%	22%	35%	28%	8%	98
\$100,000 - \$149,999	6%	23%	34%	29%	8%	125
\$150,000 - \$199,999	15%	20%	32%	27%	6%	79
\$200,000 or more	9%	22%	29%	33%	7%	163
<b>Children In Household</b>						
No Children	12%	20%	31%	30%	8%	523
One	21%	26%	30%	18%	5%	66
Two or More	8%	19%	29%	32%	13%	120

Q14: How confident were you that the town had thoroughly explored all options and chose the best option for the Town Hall project?

	Very Confident	Somewhat Confident	Not Very Confident	Not Confident At All	DK/NA	Number Responding
<b>RYE RESIDENTS</b>	<b>11%</b>	<b>20%</b>	<b>29%</b>	<b>31%</b>	<b>9%</b>	<b>852</b>
<b>Likely To Vote in 2016</b>						
Will Definitely Vote	11%	19%	28%	33%	7%	694
Will Vote Unless Emerg	9%	26%	34%	19%	13%	128
Non-Likely	8%	17%	42%	13%	21%	24
<b>Freq. Voting in Rye Elections</b>						
Always	11%	19%	28%	33%	8%	642
Usually	10%	26%	34%	21%	10%	195
Occasionally/Never	17%	0%	33%	33%	17%	6
<b>Years Lived in Rye</b>						
5 years or less	4%	37%	26%	18%	15%	94
6 to 10 years	8%	15%	31%	36%	10%	102
11 to 20 years	9%	23%	31%	31%	5%	204
20 or more years	15%	18%	29%	29%	8%	393
<b>Years Lived in New Hampshire</b>						
5 years or less	0%	35%	24%	16%	24%	37
6 to 10 years	13%	19%	29%	33%	6%	48
11 to 20 years	7%	23%	29%	38%	3%	117
20 or more years	14%	20%	30%	27%	9%	543

Q15: Which of the following best describes your likelihood of voting in the March 2016 town election?

	Will Probably Not Vote	May Vote	Will Vote Unless Emerg	Will Definitely Vote	DK at this time	DK/NA	Number Responding
<b>RYE RESIDENTS</b>	<b>3%</b>	<b>7%</b>	<b>16%</b>	<b>69%</b>	<b>3%</b>	<b>2%</b>	<b>1125</b>
<b>Age</b>							
18 to 34	0%	14%	18%	68%	0%	0%	22
35 to 49	0%	5%	12%	78%	4%	1%	120
50 to 64	2%	9%	14%	71%	3%	1%	360
65 and over	4%	8%	19%	64%	3%	2%	451
<b>Full/Part Time Resident</b>							
Full-Time	1%	6%	17%	72%	2%	1%	1027
Part-Time	24%	18%	6%	29%	17%	7%	72
<b>Sex</b>							
Male	3%	7%	15%	72%	2%	1%	485
Female	1%	9%	18%	66%	4%	2%	497
<b>Highest Level of Education</b>							
High School or Less	6%	6%	22%	61%	6%	0%	51
Some College/Technical School	0%	9%	22%	63%	3%	3%	145
College Graduate	1%	7%	13%	74%	3%	1%	408
Postgraduate Work	4%	7%	16%	69%	2%	1%	447
<b>Household Income</b>							
Less than \$50,000	6%	7%	24%	59%	2%	2%	121
\$50,000 - \$74,999	2%	8%	24%	63%	3%	1%	105
\$75,000 - \$99,999	2%	8%	21%	68%	1%	0%	107
\$100,000 - \$149,999	1%	6%	12%	78%	2%	1%	164
\$150,000 - \$199,999	2%	7%	17%	70%	3%	1%	108
\$200,000 or more	2%	9%	12%	71%	4%	1%	234
<b>Children In Household</b>							
No Children	3%	8%	18%	66%	4%	1%	701
One	1%	6%	15%	77%	1%	0%	82
Two or More	0%	4%	11%	81%	2%	2%	153

Q15: Which of the following best describes your likelihood of voting in the March 2016 town election?

	Will Probably Not Vote	May Vote	Will Vote Unless Emerg	Will Definitely Vote	DK at this time	DK/NA	Number Responding
<b>RYE RESIDENTS</b>	<b>3%</b>	<b>7%</b>	<b>16%</b>	<b>69%</b>	<b>3%</b>	<b>2%</b>	<b>1125</b>
<b>Likely To Vote in 2016</b>							
Will Definitely Vote	0%	0%	0%	100%	0%	0%	778
Will Vote Unless Emerg	0%	0%	100%	0%	0%	0%	182
Non-Likely	20%	55%	0%	0%	25%	0%	144
<b>Freq. Voting in Rye Elections</b>							
Always	0%	0%	10%	88%	0%	0%	670
Usually	2%	11%	34%	49%	4%	1%	306
Occasionally/Never	10%	44%	6%	21%	17%	2%	82
Not Registered in Rye	29%	15%	6%	25%	15%	10%	48
<b>Years Lived in Rye</b>							
5 years or less	2%	9%	18%	65%	3%	2%	169
6 to 10 years	2%	11%	11%	71%	2%	2%	133
11 to 20 years	0%	7%	17%	73%	2%	0%	250
20 or more years	4%	5%	15%	70%	4%	2%	493
<b>Years Lived in New Hampshire</b>							
5 years or less	1%	12%	16%	63%	4%	3%	67
6 to 10 years	4%	8%	14%	68%	5%	0%	73
11 to 20 years	1%	7%	18%	71%	2%	1%	153
20 or more years	3%	7%	15%	70%	3%	2%	687

Q16: The 2015 Town Hall warrant article was for \$4.1 million (project cost) which would have increased property taxes by 27 cents per thousand dollars valuation. For a \$558,000 home (the Rye average), this would have increased property taxes by \$150.66 per year for a 10 year bond term, totaling \$1,506.60 (based on a 2% interest rate). How reasonable do you think this is to renovate the Rye Town Hall and build an addition on the building?

	Very Reasonable	Somewhat Reasonable	Somewhat Unreasonable	Very Unreasonable	DK/NA	Number Responding
<b>RYE RESIDENTS</b>	<b>16%</b>	<b>23%</b>	<b>20%</b>	<b>32%</b>	<b>9%</b>	<b>1125</b>
<b>Age</b>						
18 to 34	14%	18%	27%	36%	5%	22
35 to 49	17%	20%	26%	34%	3%	120
50 to 64	15%	23%	21%	35%	6%	360
65 and over	20%	26%	16%	26%	11%	451
<b>Full/Part Time Resident</b>						
Full-Time	16%	23%	20%	32%	8%	1027
Part-Time	22%	29%	18%	21%	10%	72
<b>Sex</b>						
Male	16%	24%	22%	33%	5%	485
Female	20%	23%	18%	27%	12%	497
<b>Highest Level of Education</b>						
High School or Less	4%	22%	18%	31%	25%	51
Some College/Technical School	20%	21%	19%	26%	14%	145
College Graduate	16%	23%	22%	32%	7%	408
Postgraduate Work	19%	26%	18%	30%	6%	447
<b>Household Income</b>						
Less than \$50,000	18%	26%	16%	25%	16%	121
\$50,000 - \$74,999	15%	21%	21%	33%	10%	105
\$75,000 - \$99,999	21%	23%	21%	25%	8%	107
\$100,000 - \$149,999	15%	21%	20%	39%	5%	164
\$150,000 - \$199,999	20%	30%	24%	19%	7%	108
\$200,000 or more	22%	25%	19%	31%	3%	234
<b>Children In Household</b>						
No Children	18%	22%	20%	30%	9%	701
One	20%	38%	15%	22%	6%	82
Two or More	15%	24%	24%	33%	4%	153

Q16: The 2015 Town Hall warrant article was for \$4.1 million (project cost) which would have increased property taxes by 27 cents per thousand dollars valuation. For a \$558,000 home (the Rye average), this would have increased property taxes by \$150.66 per year for a 10 year bond term, totaling \$1,506.60 (based on a 2% interest rate). How reasonable do you think this is to renovate the Rye Town Hall and build an addition on the building?

	Very Reasonable	Somewhat Reasonable	Somewhat Unreasonable	Very Unreasonable	DK/NA	Number Responding
<b>RYE RESIDENTS</b>	<b>16%</b>	<b>23%</b>	<b>20%</b>	<b>32%</b>	<b>9%</b>	<b>1125</b>
<b>Likely To Vote in 2016</b>						
Will Definitely Vote	16%	22%	19%	39%	6%	778
Will Vote Unless Emerg	18%	25%	25%	18%	15%	182
Non-Likely	19%	31%	22%	15%	14%	144
<b>Freq. Voting in Rye Elections</b>						
Always	16%	19%	18%	40%	7%	670
Usually	16%	31%	25%	19%	9%	306
Occasionally/Never	15%	30%	22%	18%	15%	82
Not Registered in Rye	33%	19%	23%	17%	8%	48
<b>Years Lived in Rye</b>						
5 years or less	21%	30%	24%	19%	5%	169
6 to 10 years	11%	27%	17%	35%	10%	133
11 to 20 years	16%	24%	21%	34%	5%	250
20 or more years	17%	20%	19%	32%	11%	493
<b>Years Lived in New Hampshire</b>						
5 years or less	25%	33%	21%	16%	4%	67
6 to 10 years	16%	36%	15%	27%	5%	73
11 to 20 years	11%	24%	24%	36%	5%	153
20 or more years	18%	21%	20%	32%	9%	687

Q17: Due to safety, functional and space needs concerns, the existing Town Hall building will require renovation work in the near future. If the Town Hall Committee, with the endorsement of the Board of Selectmen determines that the necessary solution for building or upgrading Town Hall space would cost the following, which of the following options would you support?(Numbers are based on 3% interest rate, 10 year bond term, average home \$558,000)

	\$2.0 million	\$2.5 million	\$3.0 million	\$3.5 million	\$4.0 million	Not Willing to Pay Anything More	Don't Know/NA	Number Responding
<b>RYE RESIDENTS</b>	<b>18%</b>	<b>7%</b>	<b>8%</b>	<b>4%</b>	<b>14%</b>	<b>25%</b>	<b>24%</b>	<b>1125</b>
<b>Age</b>								
18 to 34	32%	5%	5%	5%	9%	36%	9%	22
35 to 49	24%	13%	6%	4%	18%	21%	15%	120
50 to 64	19%	7%	9%	4%	13%	28%	20%	360
65 and over	15%	7%	8%	6%	17%	19%	27%	451
<b>Full/Part Time Resident</b>								
Full-Time	18%	8%	8%	4%	14%	25%	24%	1027
Part-Time	21%	6%	7%	6%	19%	25%	17%	72
<b>Sex</b>								
Male	17%	8%	10%	4%	15%	28%	18%	485
Female	19%	7%	7%	6%	15%	19%	28%	497
<b>Highest Level of Education</b>								
High School or Less	12%	14%	10%	0%	6%	16%	43%	51
Some College/Technical School	10%	7%	6%	7%	12%	27%	31%	145
College Graduate	17%	9%	8%	4%	14%	24%	24%	408
Postgraduate Work	20%	6%	9%	4%	17%	24%	19%	447
<b>Household Income</b>								
Less than \$50,000	14%	7%	7%	3%	13%	17%	38%	121
\$50,000 - \$74,999	21%	3%	6%	6%	10%	30%	24%	105
\$75,000 - \$99,999	21%	7%	13%	4%	19%	17%	19%	107
\$100,000 - \$149,999	22%	9%	7%	3%	15%	24%	20%	164
\$150,000 - \$199,999	16%	11%	10%	6%	14%	20%	22%	108
\$200,000 or more	16%	9%	10%	6%	21%	23%	15%	234
<b>Children In Household</b>								
No Children	18%	8%	8%	5%	15%	23%	24%	701
One	16%	9%	10%	7%	21%	17%	21%	82
Two or More	22%	7%	8%	5%	13%	26%	18%	153



Q17: Due to safety, functional and space needs concerns, the existing Town Hall building will require renovation work in the near future. If the Town Hall Committee, with the endorsement of the Board of Selectmen determines that the necessary solution for building or upgrading Town Hall space would cost the following, which of the following options would you support?(Numbers are based on 3% interest rate, 10 year bond term, average home \$558,000)

	\$2.0 million	\$2.5 million	\$3.0 million	\$3.5 million	\$4.0 million	Not Willing to Pay Anything More	Don't Know/NA	Number Responding
<b>RYE RESIDENTS</b>	<b>18%</b>	<b>7%</b>	<b>8%</b>	<b>4%</b>	<b>14%</b>	<b>25%</b>	<b>24%</b>	<b>1125</b>
<b>Likely To Vote in 2016</b>								
Will Definitely Vote	17%	7%	8%	4%	15%	28%	21%	778
Will Vote Unless Emerg	18%	7%	13%	4%	15%	16%	27%	182
Non-Likely	19%	10%	6%	6%	10%	18%	31%	144
<b>Freq. Voting in Rye Elections</b>								
Always	16%	7%	7%	4%	14%	29%	23%	670
Usually	21%	8%	11%	4%	16%	17%	23%	306
Occasionally/Never	18%	12%	2%	10%	9%	17%	32%	82
Not Registered in Rye	25%	6%	6%	2%	21%	25%	15%	48
<b>Years Lived in Rye</b>								
5 years or less	24%	5%	7%	6%	22%	17%	20%	169
6 to 10 years	14%	9%	11%	6%	11%	29%	20%	133
11 to 20 years	20%	11%	9%	4%	12%	23%	21%	250
20 or more years	16%	6%	8%	5%	15%	24%	27%	493
<b>Years Lived in New Hampshire</b>								
5 years or less	18%	9%	7%	3%	30%	13%	19%	67
6 to 10 years	12%	7%	12%	5%	12%	25%	26%	73
11 to 20 years	24%	10%	9%	2%	8%	31%	16%	153
20 or more years	17%	7%	8%	5%	15%	24%	24%	687

Q18: Although many towns and cities use their schools for voting, some have stopped this practice due to security concerns. How concerned are you about security issues raised by voting at the Rye Elementary School?

	Very Concerned	Somewhat Concerned	Not Very Concerned	Not Concerned At All	DK/NA	Number Responding
<b>RYE RESIDENTS</b>	<b>4%</b>	<b>9%</b>	<b>28%</b>	<b>57%</b>	<b>2%</b>	<b>1125</b>
<b>Age</b>						
18 to 34	0%	14%	23%	64%	0%	22
35 to 49	7%	8%	36%	48%	1%	120
50 to 64	3%	9%	24%	63%	1%	360
65 and over	5%	9%	30%	55%	1%	451
<b>Full/Part Time Resident</b>						
Full-Time	4%	9%	29%	57%	1%	1027
Part-Time	4%	8%	25%	61%	1%	72
<b>Sex</b>						
Male	2%	7%	26%	64%	0%	485
Female	6%	12%	31%	49%	2%	497
<b>Highest Level of Education</b>						
High School or Less	0%	14%	43%	39%	4%	51
Some College/Technical School	6%	7%	33%	53%	1%	145
College Graduate	3%	10%	28%	59%	1%	408
Postgraduate Work	5%	9%	27%	58%	0%	447
<b>Household Income</b>						
Less than \$50,000	4%	10%	37%	46%	2%	121
\$50,000 - \$74,999	5%	10%	31%	54%	0%	105
\$75,000 - \$99,999	5%	11%	32%	51%	1%	107
\$100,000 - \$149,999	5%	5%	27%	62%	1%	164
\$150,000 - \$199,999	3%	10%	31%	55%	1%	108
\$200,000 or more	4%	9%	22%	65%	0%	234
<b>Children In Household</b>						
No Children	4%	8%	27%	60%	1%	701
One	6%	18%	32%	41%	2%	82
Two or More	5%	11%	31%	52%	0%	153

Q18: Although many towns and cities use their schools for voting, some have stopped this practice due to security concerns. How concerned are you about security issues raised by voting at the Rye Elementary School?

	Very Concerned	Somewhat Concerned	Not Very Concerned	Not Concerned At All	DK/NA	Number Responding
<b>RYE RESIDENTS</b>	<b>4%</b>	<b>9%</b>	<b>28%</b>	<b>57%</b>	<b>2%</b>	<b>1125</b>
<b>Likely To Vote in 2016</b>						
Will Definitely Vote	4%	9%	25%	61%	1%	778
Will Vote Unless Emerg	4%	10%	35%	50%	1%	182
Non-Likely	2%	10%	37%	48%	3%	144
<b>Freq. Voting in Rye Elections</b>						
Always	5%	9%	24%	61%	1%	670
Usually	2%	11%	36%	51%	0%	306
Occasionally/Never	1%	9%	34%	51%	5%	82
Not Registered in Rye	8%	8%	27%	54%	2%	48
<b>Years Lived in Rye</b>						
5 years or less	4%	11%	32%	51%	1%	169
6 to 10 years	3%	11%	28%	58%	1%	133
11 to 20 years	4%	8%	26%	60%	2%	250
20 or more years	4%	9%	30%	56%	1%	493
<b>Years Lived in New Hampshire</b>						
5 years or less	1%	10%	34%	52%	1%	67
6 to 10 years	3%	12%	30%	55%	0%	73
11 to 20 years	3%	7%	25%	62%	2%	153
20 or more years	5%	9%	29%	56%	1%	687

Q19: Which option do you prefer for voting in Rye?

	Building Enough Space In New Town Hall	Continue at Elementary, But Close On School Days	Continue at Elementary, Make No Changes	Other	DK/NA	Number Responding
<b>RYE RESIDENTS</b>	<b>10%</b>	<b>25%</b>	<b>57%</b>	<b>3%</b>	<b>5%</b>	<b>1125</b>
<b>Age</b>						
18 to 34	5%	32%	50%	5%	9%	22
35 to 49	9%	30%	50%	8%	3%	120
50 to 64	9%	21%	61%	4%	5%	360
65 and over	12%	26%	55%	2%	4%	451
<b>Full/Part Time Resident</b>						
Full-Time	10%	26%	57%	4%	4%	1027
Part-Time	10%	19%	57%	1%	13%	72
<b>Sex</b>						
Male	8%	22%	64%	2%	4%	485
Female	13%	28%	49%	4%	5%	497
<b>Highest Level of Education</b>						
High School or Less	8%	35%	43%	2%	12%	51
Some College/Technical School	10%	31%	50%	3%	5%	145
College Graduate	9%	27%	58%	4%	3%	408
Postgraduate Work	11%	21%	60%	3%	5%	447
<b>Household Income</b>						
Less than \$50,000	12%	31%	45%	4%	7%	121
\$50,000 - \$74,999	14%	30%	47%	4%	6%	105
\$75,000 - \$99,999	7%	28%	55%	7%	4%	107
\$100,000 - \$149,999	12%	19%	65%	1%	3%	164
\$150,000 - \$199,999	11%	19%	58%	6%	6%	108
\$200,000 or more	9%	23%	61%	3%	5%	234
<b>Children In Household</b>						
No Children	10%	25%	59%	2%	4%	701
One	17%	24%	51%	4%	4%	82
Two or More	8%	26%	54%	6%	6%	153

Q19: Which option do you prefer for voting in Rye?

	Building Enough Space In New Town Hall	Continue at Elementary, But Close On School Days	Continue at Elementary, Make No Changes	Other	DK/NA	Number Responding
<b>RYE RESIDENTS</b>	<b>10%</b>	<b>25%</b>	<b>57%</b>	<b>3%</b>	<b>5%</b>	<b>1125</b>
<b>Likely To Vote in 2016</b>						
Will Definitely Vote	9%	23%	60%	4%	4%	778
Will Vote Unless Emerg	10%	36%	47%	3%	5%	182
Non-Likely	11%	22%	56%	2%	10%	144
<b>Freq. Voting in Rye Elections</b>						
Always	10%	24%	58%	4%	4%	670
Usually	8%	28%	56%	3%	5%	306
Occasionally/Never	11%	20%	56%	2%	11%	82
Not Registered in Rye	10%	27%	50%	0%	13%	48
<b>Years Lived in Rye</b>						
5 years or less	9%	31%	49%	4%	7%	169
6 to 10 years	11%	22%	59%	3%	6%	133
11 to 20 years	10%	22%	62%	3%	4%	250
20 or more years	11%	26%	56%	3%	4%	493
<b>Years Lived in New Hampshire</b>						
5 years or less	6%	24%	52%	7%	10%	67
6 to 10 years	18%	22%	58%	3%	0%	73
11 to 20 years	7%	26%	61%	3%	3%	153
20 or more years	11%	26%	56%	3%	5%	687

## **Appendix B: Open-Ended Responses**

**Q2. What types of business do you conduct at the Rye Town Hall? (Other – Specify)**

- 1. Building inspector, 2. Get key for town viewing box at PO to display notice, Planning board meetings.
- Absentee ballot
- absentee ballots
- absentee voting aps and ballot
- Appraisal info
- ask zoning questions
- assessor's office
- boat registration
- boat registration
- boat registration
- boat sticker
- Building Department
- building department
- Building Inspector
- building inspector
- cemetery info
- Check billings
- Check tax assessment
- check tax maps, verify residency
- CIP meetings
- collect meeting information
- ConsComm, 20A on occasion.
- consult with town employees on technical issues
- death cert.
- deed info
- Deposit money into Rye Energy Committee Account
- drop off flyers
- Employee business
- Get absentee ballot
- get info
- info
- info
- information
- Information/ ask questions
- Look at town maps and charts
- Look up town maps
- make inquiries about meetings
- many loses
- medical
- Meet with officials as needed
- met with peter rowell
- Misc

- never
- notary
- occupational absentee ballot
- Pay Rye Rec After Care
- plot lookups
- post notice
- property files
- property information
- questions seeking info
- Real estate questions on house & property
- Real Estate Sales. Information gathering
- Recycling stickers
- register boat
- register for town office
- research
- Research in files
- Research.
- review tax maps
- Rye Rec Business
- see building inspection, see building direction, tax research
- seek information
- Should be more friendly
- speak to town employees
- Speak w/ town officials
- tax abatement research
- town engineer
- town meetings
- utilize town records for business purposes. seek info and advice from town officials
- very occasional meetings
- veteran
- visit friends, former staff member
- Visit various town dept. mgrs.
- Volunteer
- we live across the street
- work at town hall
- work in town
- zoning
- zoning research, submitting letters to the town, speaking with town employees

**Q11. What are the main reasons you voted for the Town Hall project? (Other – Specify)**

- attractive, campus-like design
- Committees are unable to have legal non-public sessions because the public can readily hear town counsel and other speakers thru the closed doors.



- develop other space for office and assembly (public safety, trolley barn, church parish, hall) project wasted, big and too expensive
- Don't like change
- Don't think there was an option!
- historical significance
- Make the town hall energy efficient
- my boyfriend told me to
- price too high
- Recommended by town offices
- renovate town hall: open up right side of auditorium for public meetings as in 1990's
- safety
- the building is of historic value and should be preserved and used for town purposes
- The plan was creative/unique and solved all of the problems we face.
- Time to move on
- Time to move on
- We live across the street and it looks terrible.
- working conditions at town hall are medieval at best and very disrespectful of the good work our town employees do in these conditions
- You can't rebuild an old building - it'd be gone forever.

**Q12. What are the main reasons you voted against the Town Hall project? (Other – Specify)**

- #1 and #4 for its intended purpose new building would be more cost effective and efficient
- \$350K had already been spent without any progress
- 4 million will build a better new building
- a corrupted flawed process
- all of the above
- All of the above
- Alternative options were not offered
- better solutions exist for the "problem"
- Building not worth saving.
- Building should be replaced
- Charge non-resident beach parking to fund the renovation! When selectmen do something about out of towners parking on rt.1A in the summer maybe I would consider supporting their spending \$- my money.
- combine all offices in police/fire building
- concern about the foundation and cost over runs
- conflict of interest, tear down and build new
- Cost of renovating old building is excessive since structurally sound.
- Cost too high relative to the budget. Town overspent on "research and planning". Part of Rye's appeal is its more "reasonable" tax rate. Small, incremental improvements make more sense.
- cost/benefit analysis, itemized @ detailed level needed
- current building has outlived its usefulness
- Current town hall can house some offices. Move selectmen to the old police building across street. Do not need to keep all offices together in one building.

- Did not believe that renovation would bring the outcome- cost over runs the existing building is beyond restoration.
- did not feel it was feasible project, building not worth renovating and would surely have had cost overruns
- did not feel the space needs were adequately described and defended
- did not investigate/evaluate alternative solutions
- didn't have enough info about the project to make an intelligent choice
- didn't satisfy more term town needs
- Do not change building
- do not need a new town hall
- do not want renovation of existing building
- Do some housekeeping (file papers - clean), cut back on recreation dept. use public safety building for file storage.
- Don't favor putting money into an old structure.
- don't use existing building, it stinks
- existing building is structurally unsound and should be demolished
- Existing space could be used more efficiently
- Find a less expensive way to provide for future needs/ scale it back from original
- -Get the architecture right.-Must be consistent with existing building.
- Have other options been explained fully? Are all town office buildings already used to fullest capacity? Huge expense.
- I am never in favor of putting a "modern" addition on an old building.
- I didn't feel that ALL the options had been explored and explained to the public adequately.
- I don't think it should have to be renovated to fit
- I support renovation but not a historically correct one
- Just look at public safety building debate
- Lack of trust. already built against pub safety building with too much wasted space
- lacked a credible engineering study of existing building and foundation
- Leave it as is
- Like old building. police station too big and big disappointment
- LOWER TAXES!
- Main issue was refusal to scale down (size and \$) reasonably. Was a officials and employees 'wish list'. No discipline to scale down shown
- Makes no sense to spend that much money on renovating the Town Hall.
- need a new efficient building no of similar architecture but more efficient and modern
- Need all new people
- Need new building
- -Need to control size of town govt.-Fire/police station project was a disaster.
- Needed further determining work into other building specifications & design elements. Also review bid 4 proposal processes for this project.
- Needed more info and options
- Needs to be transparent
- New building, one floor, sell present building, build in elementary field.
- newspaper issues which brought up valid issues canceling firms hired and concerns regarding poor cost quality prior rejects under current bus and administrative

- no explanation of current use at enormous public safety building
- Not clear why such a costly project is necessary
- not convinced of the need with other oversized town buildings
- Not convinced that space at safety building is being used efficiently and effectively. Public library meeting space is underutilized.
- not needed, keep TH as is and use other town facilities (school/library) as needed
- Not needed Town Hall just needs to be painted
- Not specific enough plans. need HARD numbers
- poor plan-existing town hall structurally problematic
- Prefer all new
- Preservation and "historic" concerns outweighed common sense issues re construction costs and space needs, ie we do not need auditoriums.
- Preservation in this beautiful town
- Preserve what we have
- Problems with public safety building proposed too extreme size
- proposed addition did not look good
- Questionable management of property project. poor communication about the proposal
- Renovating existing building does not make sense. build new
- Renovating is not effective. start new
- renovating the existing building is impractical
- Renovating the existing Town Hall building without an expensive addition needs to be an option for the voters to deliberate and vote on.
- Renovation is too costly. The old building is not worth keeping. Starting from scratch will be cheaper.
- renovation of existing building is impractical
- residents should be allowed more input as to scope and budget of job
- return town hall to original historical use and build a new town offices building
- Rumors of poor handling of the money already spent, incompetence of committee
- Saving that building is silly. The amount of work in order to have a facility that does not fit the bill just to save it is poor thinking.
- selectman not taking care of current bldg. people need to clean after themselves
- should relocate to our \$4 million fire station and police station
- Some offices could remain in the existing building while others could be relocated to a less costly location... old police? New small building? Existing building in town?
- taxes
- The budget could balloon during renovation. The unknown factor in an old building. New construction would prevent that.
- The building should be torn down and a new building built NOT in same style
- The design compromised and destroyed the historical exterior of the existing building and would have been an eyesore in the town center.
- the fiasco with construction of fire/ police bldg.
- The plan was very loose, hidden costs everywhere. The cost would skyrocket. Sub-par final outcome.
- the police/fire building changed the nature of town and was a disaster-- use their 2nd floor
- The present building should be sold. A new building at another location is needed with parking.

- The project was trying to hold on to areas (great room) that doesn't meet the needs for space today.
- The propose new addition was unsightly - ugly. Probably designed by the same jerk who drew the library addition.
- The real cost of renovating and shoring up town hall was unknown and the design of the new town offices could have been better a simpler design using higher quality materials.
- The same people who the overseeing of public safety building are in charge and that was a total waste of money/ poor construction etc
- The structure is a wreck
- The town did not make a sufficient case for the scope and size of the project.
- the town has ample space in other town facilities-i.e-schools for meetings and voting
- The town of rye is only so big and the growth of the town is limited. if we build more space we will fill it with more employees which is unnecessary. However if we build it the town will fill it with new unnecessary town employees.
- There was no large scale community plan. The fire house/police station has a lot of space not being used. We don't have a community center for kids.
- there were too many problems/unanswered questions about the design
- These projects always balloon in scope, then overrun budget and timeline. we don't need it
- too much waste
- Too costly - not best option. Renovating is more costly
- Too many committee/commissions in town - reduce the number and have department heads accountable. Hire a qualified town planner
- Too many other large silly items being voted on distracted the issues of enlarging town hall
- Too many unqualified persons on these "selectman's" committees muddies the waste build something that will lost more than 50 yrs. Utility space that is avail - safety center floor 2 and selectmen do not belong on these managing committees.
- Too much spent!! Fire/Police Should allowed space at fire/police station ex. Greenland
- Town could consider better use of newly constructed police/ fire station which is quite large & maybe able to assume some town office space.
- Town has poor track record re. municipal spaces and proper utilization of same
- Town needs to scan paperwork and do more online. Get efficient scan and destroy paper. Be efficient. Meetings can be held elsewhere.
- Unknown cost with a renovation; tear down and rebuild to look like current town hall is best.
- Use the old police dept. building!
- Very disappointed in the way the new fire station was handled. Don't want a repeat of that.
- Virtual services are the future - tiny new space all that is needed
- Want new building on same site
- want new building same site
- Wanted a better option
- waste of money to re build old building
- Way too much money and not well researched. Prominent builders (Joe Tucker, Bob Gray) were strongly opposed.
- We already voted no in prior election. When does no mean no.
- We are a town of ~5000 people. We have a ridiculous police/fire building. We don't need to keep spending the large amounts recommended.
- We pay enough taxes already, the space is sufficient for town business

- Where was the money allocated.
- With online services, the town will need less space in future.

**Q19. Which option do you prefer for voting in Rye? (Other – Specify)**

- #3 with entry security checks
- By the internet.
- can voting be held in the current town hall
- Church, Safety building
- combine with teacher in-service day
- consider voting at our town's public safety building
- continuing to vote at Rye Elementary and have a teacher workshop day on election days
- Doesn't matter
- either 1 or 2
- either 1 or 2, not 3
- Fire Station
- half day of school
- have a teacher workshop on that day
- If Great Hall is not enough space for voting- demolish building as it is obsolete.
- If voting were held at town hall would parking be a problem?
- In the 2 churches fire station?
- Junior High
- library
- Make voting available online!
- No changes but increased police inside for security.
- not opposed to closing school, but not sure it is necessary
- option 3 with additional police
- or the white church next to town hall
- Selected both 3 and 4: wrote "electronic voting"
- teacher workshop
- This is the least of my concerns
- Use a church if necessary
- use confrontation methods: early voting, more than one place- both places and early voting
- use library
- Use the Church!
- use the comc church in center the town
- Vote at junior high, older kids!
- vote at police station
- Vote at RES but open polls at 7am
- Voting in the Town Hall in the current auditorium
- Why would anyone care?

**ADD. Please provide any additional information you would like the town to consider below:**

- - New town hall building to accommodate voting is marginal - For the other reasons - 2 say yes! 4m is a lot - have not seen the plans
- "Disappointed in the quality of mosquito control this year. Please bring back prior control company." Q8(9) - "Whichever is cost beneficial"
- "Don't build another 'fire station'. Build in a similar style as what is there. Start from scratch - foundation up - some solar - fresh technological stuff." Q19 - "We used to vote in basement of Congregational Church - handicap accessible. They now have a gym and elevator! Which the town uses."
- "I say: sell the town hall and build a new one - don't put good money into costly renovations."
- "Sell or give current building to not-for-profit if group appears that truly has resources for old 'historical building'. Find small space to meet basic Town Hall office needs - goal to be virtual by 2025 - use schools for any meeting or plays - use safety building space for office or storage." Suggested in several locations that no more than \$0.10 per \$1000 should be spent and the move should be to go virtual.
- "Whatever way it goes...please don't 'Sea Glass Lane' the new/renovated Town hall. That development is so sad to see in Rye." Q19 - Continuation of option 2 ", but perhaps only presidential elections."
- \$4 million would buy you 3 beach houses! It is not necessary to have one building to do all. Make use of ALL the town facilities to run this SMALL community. Buy and renovate a colonial home for public business or portable classrooms on other town property.
- 1) What about using old police station 35 Central Rd for records, overflow offices? 2) What about 2nd floor of safety building?
- 1. If you put an addition, make it look like part of the "old" building. None of this "glass-wall" stuff. 2. Remember the safety building that had leak issues and paint falling off? Hire contractors within NH, not MA! Hope we learned a lesson with that building. It contributed greatly to why the town hall project got voted down.
- 2 million seems way out of line for renovating and building an addition. I think new contractors need to be brought in and billing itemized. No interior designers needed!
- 4 million dollars is much too costly at this time. There are too many other needs in the town. I support a new town hall, but within reasonable costs and budget
- 4.1 million is a lot of money. I'd like to see a whole community plan first w/ the town hall budget in it. ie: community center, a store, a recreational area for teens. A piecemeal approach gives the idea that taxes won't go up much. I definitely don't think a geothermal heating is worth it, especially when solar is available for free (with the company earning the profit off extra production until loan paid off). There is redundant space in firehouse/police station.
- A building the size of the elementary school would satisfy all of the needs of the town and be pretty central for all residents.
- A new building should be heavily considered with adequate administrative offices provided. Storage can be done elsewhere. Huge meeting space not needed, repurposing existing town hall with "eye on" reasonable cost expenditure. We do not need an auditorium.
- a small addition is sufficient. We do not need an auditorium!
- Add 2nd floor to apparatus floor of fire station with elevator
- Add office space about where the fire trucks are parked. The space is way underutilized!
- Already pay over 20K in taxes annually, not supportive of additional taxes
- Please build an efficient, attractive work space for town employees, @ new building, built in

New England tradition with adequate technology and future upgrade potential is warranted in Rye. Thank you.

- Although I own a home and pay property taxes in Rye, apparently I cannot vote because I still have a home in Texas. But I am very invested in preserving Rye as an excellent place to live.
- Although the proposed data plan considered space and functional needs of the town for the near future, I did not think the design was adequate for longer future concerns. Some of these concerns are changing needs of the town hall, stronger storms due to climate change due to rising greenhouse gases, and the increasing more to more digital files stored in the cloud. Some considerations may be a flexible floor plan or the ability of the town hall to continue operating through a loss of electrical power, fuel shortage, or flood. The proposed design did not come close to taking advantage of its optimal site features for passive and active solar, daylighting, and natural ventilation-features that could serve it well in emergency conditions. Q12. The attempt to reuse the old town hall resulted in a suboptimal floor plan with too much assembly space(30%). This would require higher first cost for large mechanical systems, and higher operating and maintenance costs in the future. I applaud the attempt to reuse an existing building, but in reality, most of it could not be reused and had to be torn down or replaced. It was a lot of money to pay to keep an old building operating for a few more years, rather than considering something adequate for the next 50-100 years.
- An absentee ballot would enable me to vote. would support voting in town hall if parking were sufficient for it
- Anything over \$1 million is silly and wasteful
- Applications and registrations should be going online. spend \$200,000 and do new carpets, paint, doors, windows but keep the charm in 10 years, half of the staff will be unnecessary
- As an educated professional, I find the design of the questions leading and improperly limited in scope. The level of detail explanation of the problem and issues to be solved are inadequate. The cost/ benefit analysis needs to be itemized at a more detailed level. The design of the questions are skewed to affect a preferred outcome.
- At least paint the current building. Spend less money for the plan.
- basic repair restoration encourage residents to use online alterations to reduce activity at Town Hall
- Board of selectman screwed town on public safety building. Lost credibility. Giant building - few people. What happened to the mezzanine space? Lies can't be used. Split offices up - repurpose safety building. Fix old police RLDG. Use safety RLDG downstairs room for meeting for selectman. Be creative versus spending \$\$\$\$. Multi-locations fine for residents.
- Build a field house for athletic events.
- Build a new building on town land, accessible, with parking. about 10000 sq. ft. Keep voting in school, keep colonial look
- Build/renovate town hall is fine but re-adjust taxes to the many that don't have kids in the school!
- Can we renovate without adding an addition? \$4.1 Million seems like quite a lot. I don't think it's necessary for our small town.
- Can't afford any new taxes. Can't we use Fire Building?
- Can't understand the negative vote. We need to step up and preserve our past while building for the future.
- Care for it! caulk, paint, etc like your home! Scan records, do clerk business online (Q8) the botching of the fire station makes anything they say unbelievable. Use all the empty space we have. want a building they can't afford(q12)
- Care more about aesthetics than cost (Q17)The look of our town hall is wonderful. The fire

and police building was OVERBUILT and looks out of place. I don't want a repeat

- Clean up the building. Have it really painted outside. Do as New Castle did with its town hall, stop wasting money with this.
- Concerned about project creep. What measures are in place or in planning to ensure that the budget/schedule not exceeded?
- Consider and option to renovate without an addition. Move storage to another location or scan non historical documents. Would like to see a fieldhouse option (voting, basketball, tennis, lacrosse, etc.)
- Could we purchase the ranch to the right of the safety building and repurpose the present town hall and senior center? Children's center? etc.
- Stop voting major issues in March election when many retired residents are temporarily (Convenient for local officials) absent providing a poor cross section of high tax paying voters. The "safety-fire-police" center is a good example of unnecessary overspending- many similar sized communities do without centralized elaborate facilities in this area of N.H.
- Depending on cost (Q7) need to further justify the need (Q12) if the town can demonstrate they have cut/ trimmed their own admin budget! (Q17)
- Do not approve of historical society input (Q12)
- Do not build. Please Renovate.
- DO NOT OVERSPEND TO RENOVATE A BLDG THAT IS STRUCTURALLY ON SOUND- Either tear it down and build a replica or move. What about the massive amount of unused space in the fire station?! Why has that not been considered?
- Do not think it is proper to have public in the school during school day (ie: for voting). Does not seem safe for children would like to see improvement in how this is handled until alternatives can be determined. Thank you for your consideration.
- Don't currently understand why business can't be handled online, via phone, mail, etc. with staff working from home. Are we taking full advantage of technology and outsourcing?
- Don't fall for the edifice complex. We don't need more space- it will only grow the bureaucracy. Build an elevator/exit stair tower at the back end of town hall for ADA compliance. Use off-site storage (e.g. old fire station). Maximize use of electronic documentation with full public access to all information. We don't need more space- keep things small. No new employees.
- don't have feelings about the building staying or going
- Efficient use of space, Space at safety center, Controlling size of town government
- excellent survey-- well done
- Excess space at the town safety building 5/3 utilized
- Favor new construction, preserving or replicating architectural elements of the old town hall.
- Q14: wastes money on studies I am retired but continue to work part time out of necessity. I cannot afford higher taxes.
- Fix the laws on dogs barking. Should be no barking after 6pm. Please
- For less than 2 mil. 1) open up right side of auditorium for all town govt. meetings 2) build ramp from upper lot to 2nd floor 3) put pl/zba + bldf in spec in 1st floor court room. 4) Expand tax coll/clerk space into former buildings in spec office 5) town treas. share space with finance office. 6) do not tear down-- much more expensive option + destroys historic structure
- For the opinions in Q6 money would have been useful.
- Gather all builders and architects residing in Rye. Get their opinions and commit to hiring them for this project. Release their suggestions to all residents. People will trust fellow residents- not outside consultants. P.S. people need to see each and every expense projected



before they can make an educated vote on it.

- Get an architect who can design a building appropriate for lot size - Fire hall is too big for lot, has wasted space - computers use for everything. Will reduce for storage space.
- Give us good quality roads and sidewalks and then I would support other projects.
- Greenland had a perfect town building - Use the old station and make it work!!
- Grown that much, cut down on the #s of employees.
- Have the crew quarters owe the fire apparatus bay. Have the offices currently in "great hall" to repossess crew quarters. Use refurbished great hall for meetings now in old court room. have golfer meeting room in downstairs of the safety complex
- Having recently built a new fire/police public building I question why a new town hall wasn't included in the planning stage and combined- 1 larger public building at a significant savings to the taxpayer.
- Having the ability to weigh the advantages of different alternatives, including aesthetics, would be helpful- i.e., plans and drawings of renovation/addition of existing building vs. new build.
- Hire an independent proven unbiased project manager to oversee new construction. This would minimize the embarrassing fiascos that occurred w/ the construction of the public safety complex...
- How much more has been spent when it was voted no? Not counting the prep for first ballot now a \$\$\$\$ survey cost. Plugged on ballot again! Stop spending! Budget like we all have to!
- I am approaching retirement age and would like to be able to continue to live in Rye, but rising taxes (school's costs) and Town Hall could make it difficult to make ends meet. Get real. Not everyone in this town has a corporate retirement plan.
- I believe the safety building is seen as a failed endeavor. To get buy-in from townspeople, it needs to be made clear this project will be different.
- I can agree with a new town hall but it shouldn't be more than 2 million to build!!
- I did not answer question 8 as there was not an answer that I agreed with. I don't want it torn down, it would be nice to sell it to someone to renovate it, but if they want to tear it down, time to let it go.
- I do not believe you should wear down the town people by continuing to ask the same thing over and over.
- I don't think we should have meters at the beach. I don't think that we need any more police in Rye.
- I feel like this is a demeaning attempt to overturn a vote that has already been cast. You will be able to manipulate these results to reflect the outcome you want!
- I feel very strongly that the town of Rye needs space for senior citizen activities and other recreational programs
- I have lived in towns with huge, fancy town halls and towns with modest town halls (more modest than Rye) The character and friendliness is only present in a town hall with a small town feel. Renovate, do not extinguish a town landmark.
- I love this town and one of the reasons is because those who "govern" are very careful about how our taxes are spent.
- I oppose the town using so-called "push" polling and I don't think the town should pay for this survey.
- I respect the work of our town employees and feel they should have a good space to work in.
- I support changes to improve the town hall but without specific info many questions were difficult to answer, we have never seen the circular staircase in the existing building. How did the \$558,000 median house value develop?

- I suspect continued surveys until committee gets answers it wants! The voters of Rye have already addressed this issue yet these committees still spend tens of thousands of dollars to get voters to reconsider
- I think it's important to get this work done now, per the plans developed.
- I think it's nice to preserve history but it might be cheaper to demo old one.
- I think the questions on this survey are not appropriately worded/ skewed on loaded in places requiring some write in modification to reflex tone feelings on questions. Thank you!
- I think the town needs to have only part-time workers, except Fire/Police. This would cut down on salaries, health insurance costs, and retirement contributions.
- I think the town should consider building on the Goss property at rye harbor
- I think the votes have spoken already.
- I think the growth in Rye is growing almost at an alarming rate- I would like to see some kind of a mechanism for the developers to pay a premium to help all of us finance the necessary town structures and services to meet this growth.
- I voted against the "Safety Building"- What did we get? I'll vote against, other than unnecessary changes. Thank you.
- I voted against the Town Hall, because it was too expensive and the renovation seemed to have the possibly of over-runs. This town does not need a 4.5 million dollar town hall. We could build a very nice building for much less enough space.
- I want more figures and comparisons. It would seem that unless the T.H. Structure is demolished it will still need work even if a new building is constructed. How is that addressed?
- I want to see a detailed list of all public spaces in Rye and current use. Public Safety building is a big space, not efficiently used. Before adding space, everything we currently have should be optimized Archival storage should move off site. Nobody is building storage space for paper anymore.
- I was not confident in spending money to renovate the Town Hall. As far as I am concerned the building is done as a Town Hall and likely other purposes.
- I was very disappointed with this survey. It was clearly designed in favor of this project and to gather data to support the next attempt to run this project. Try thinking outside the box rather than first spending money.
- I would hope a reputable builder would be found, so we don't have a repeat of the fire house/public safety building.
- I would like to have a town auditorium. Municipal building- what happened to that space?
- I would like to know the cost difference between renovating the existing building versus demolishing and building on same site
- I would like to know who comprises the town hall committee, their experience/ expertise in managing projects such as this and the decision along with it.
- I would like to see records kept electronically and backups stored off-site as well as eliminating on-site "dead storage."
- I would love to see a replica of the rye town hall built in the same spot and more parking in the back lot.
- I would not support town money to be spent on renovations to the town hall to maintain for an historic building.
- I would only support a new building at a site if 1) it was less expensive than renovation & 2) it remains in the town center area --> a must
- I would suggest separating the two issues, new town hall and renovating existing. Focus on a new town hall only. Leave the old town hall for another day. I would like to see an option of a stand-alone new town hall behind old town hall, using the current design modified to make it

stand alone. The old town hall can be used as is for town needs other than town hall functions.

- If some part of this is to be done, it should be funded by cuts elsewhere in the budget.
- If the Great Hall is too small for town voting -I would support demolition as it may be cheaper to start from the ground up. The only value of the building to me is the Great Hall and the staircases. Good luck -I hope this works out.
- If town hall is rebuilt, make sure builder pays penalty if they exceed the time needed to complete project.
- If town hall renovations necessary, cut other budgets to stay within the town budget. Don't raise taxes, because our evaluation just went way up without much reason! We are already paying a lot more than last year without the proposed renovation.
- If we do not eliminate beach parking on rt.1A, then minimally we should charge for parking for non-residents. Other towns in beach areas, charge up to \$375 for seasonal non-residents. I am tired of my tax money going to clean up the town (not state beaches) for non-residents!!!
- If you can't take pride in the town hall now, painting, cleaning, removing old wallpaper, why should I pay for you to have a new building.
- If you really want to do it chop other non-essential nice to have items that are always listed on the ballot and pay for it that way tax resources temporary or otherwise are always paramount. Government avoids hard budgeting.
- I'm worried about corruption making this more expensive than it needs to be
- In general I would support renovation but would need to see cost study: is it less expensive to build a new one? What do town hall employees think? What are the pros and cons? I feel the selectman etc. are pretty old school conservative so its hard to go with their advice.
- In my opinion tear down old police building across the street from the town hall and build a nice office building for administrators that need the room-clean, neat and reasonable please.
- In my opinion, the town of Rye made a huge mistake when it developed/ built the new fire/police headquarters. The building is too large & does not fit the town center. I have heard it has many structural issues which poses limitations on it's use. This is a significant issue & the people have lost "trust" in the capability of those making these decisions.
- In the last 10-20 years there have been too many costly projects-- schools, fire + police, conservative bond funding, library, etc. All maybe good-- just need to be spaced out over more time. This is especially so as we have had a 10 year recession which seems to be ignored as it impacts all of us. Thank you for doing this survey-- a good idea. And I hope you get good results in number of responses and answers.
- Instead of always increasing taxes, reduce spending first, then request funding for new projects.
- Insulate for energy savings, update and renovate
- Is there any other space currently available in the town of Rye? I.E. is there space in the current police/ fire house that could be restructured? Please consider that perhaps the prior vote down was not due to people wanting no change but rather they didn't support that particular plan.
- It appeared for 2 years at every election there was a vote requested on the town hall which demonstrated to me poor planning and no direction. Remove the current meeting room and relocate to one of our schools to make room
- It appears maintenance has not been a priority over the years. Whether on purpose or not the building has outlived its purpose. The townspeople deserve a safe up to code building that will not require expensive maintenance in the future. Time for "New".
- It is difficult to answer questions 6 and 7 without a cost indicated.

- it seems that a very small majority- namely the selectmen-feel they can do what they want to regardless of public opinion. The voters should decide this issue with ALL options provided. Even this survey is trying to steer votes to a renovation of existing building.
- Just moved to Rye as a primary home this month. Have used the house as a second home for the past 3 years. Currently have 2 children living in the house but is pregnant so that will change to 3 in the future.. Just moved from MA
- Keep cost and scope down/ use other town space for offices (library).
- Keep costs as low as possible as this is one of the nice things about Rye- lower cost of taxes.
- keep taxes low, only build what is necessary
- Last question of question 5 is a stupid question.
- lease or buy space for some departments and storage
- Leave town hall as is, meetings can be at Rye Congregational church and why can't voting be there? Use 4.1 million on children, beaches!
- let's do this without controversy!
- Let's have some details on this plan before we vote again.
- Let's remember that we love this small seacoast town. Try to find a solution that works for town hall and its workers but also maintains the low tax rate that we want!
- Library and fire station also have meeting space
- Little town, stay little!
- Live and be thankful for what you have and set by with that. We have too.
- Look into the Rye Cong Church - Purchase or share with addition.
- Making ends meet is hard enough. If the police did their jobs and slowed traffic down that would be wonderful
- Money would be better spent on schools and recreation programs to include playing fields and tennis courts. In today's work environment employees not dealing face to face with public can network from home.
- More business/ payments by mail or online. Contact town services out.
- Most, if not all, Town Hall business can be done online or via mail. Any business we have done at town hall has not been convenient-- there is always a long wait & the service is unacceptable. We do not support a new/ expansion of town hall, we are a small town-- we do not need a larger town hall.
- My daughter is out of RES but having voting there always made me nervous. I think for the safety of the children, a new voting place needs to be found.
- My family lived in Rye when I was a child. I returned as an adult. We have supported the town in many ways. I love Rye!
- My sense from talking with many Rye residents is that the disaster which is our fire/police station left a bad taste in many people's mouths, resulting in the rejection of the town hall project.
- Need cost info comparing renovation vs rebuilding new!
- needs to be a name transparent process, especially given past history (safety building)
- new resident
- Nice work!
- No more
- No new taxes, I can hardly afford to pay what I am billed.
- Non-resident property owners should be allowed to vote on this local issue.
- not a sound structure now

- not enough info to make a statement (Q6)cannot express this enough (Q14)detailed options are needed to make a statement about fulfilling town needs(Q17)raised three kids through Rye and PHS, not concerned at all (Q18)
- Not here in March.
- Number of "no" votes is: number of "survey" submitted
- On Q17- Not enough options. Surely there is another way that won't cost 2 million for storage, this is not a time to be frivolous with taxpayers money. Again not all town offices need to be in one building.
- On taxes(Q17)Town needs to be more conservative. Do not spend what you don't have.
- Our money is being used. For what? Reduce space by using payment and storage technology. Old people = old ideas. Use technology. Use the space we paid for in the Public Safety Buildings. Think about the citizens of Rye. Not just about spacious offices! Q13 - Circled "Very Informed". Q14 - Circled "Not Confident At All" and commented, "This survey is skewed". Q15 - Will vote in town election "for a sensible project". Q17 - Less than 2M. Q18/19 - "This is so stupid, one day a year so go to the gym!"
- Paint interior and exterior, put a handicap ramp. If taxes keep going up, many people in town will not be able to stay in Rye
- Parking for rye residence on 95 IA with permit on meter parking. sidewalk snow removed in winter on cable r. and have people clean their shoulder and sidewalk
- Part of the reason this failed last time was because of the "pay as you.. +how " on the ballot. It turned out a lot of pocketbook conscious voters who don't distinguish between investment +cost, Without that on the ballot this is likely to pass with some more leg work by getting out the "Yes" vote.
- People see the extraordinary changes that have taken place in Portsmouth and New Castle and they don't want that to happen in Rye.
- Perhaps the 3 selectmen should show more respect toward the general public - then perhaps the public would be more willing to respect the wishes of the 3 selectmen.
- Place occupants of town hall in with police and fire, utilize what we already have!
- Please consider using property already in town ownership for expansion (public safety building, p.o. lot, old town building, etc.)
- Please don't waste \$ restoring such an old building, build something new, safe and handicap accessible with a not to historical details. Q12. crazy expensive to restore and build, build a new building in the same style
- Public service building should become new town center and include admin. offices. we cannot tax ourselves to death!
- Purchase a building-house and make it into office space for zoning, building permits etc. freeing up space in town hall for other departments. hold meetings at the junior high!
- Q.16 was positioned for a pre-determined desired outcome. Would you put every warrant article in this format? You need some reasonable business minds working for the town.
- q.17 NO NEW TAXES
- q.17 "not a cost issue-depends on the plan!"
- Q11- voted against but still circled answer (4) - keeping the town hall in the town center.
- Q12- AND learning from prominent Rye contractors that the renovation (i.e. restoration) at the present Town Hall could be an expensive nightmare (i.e. too many unknowns)
- Q12(4) - "Did not fit into the character of the town. Fit, form, function. The architect is a clown. Fool us once shame on him, fool us twice shame on us." Q14(3) - "Under 10 employees work there. It's an office not a show place?. Some of our town officials are to stuck up now. Imagine what a new town office would do for their egos." "Get a design engineer that is not so

uppity on fancy overpriced unnecessary amenities. Design must fit in character of the town. Fit/ form/ function. Not A Show Place. This town is full of rich snobs that don't care about us underpaid residence."

- Q12: "Get some qualified people involved" Q17: underlined "the Town Hall Committee" and "the Board of Selectmen" in the question Get neutral people on Town Hall Committee- see 17 above- the people should decide!
- Q12-cost too much..."We can use the present town hall building without adding to it There is more than ample room to incorporate all that is needed. Scaling down but having functional space is the way to go
- Q14(4) - "Confident all options explored but not best option chosen. Q17(6) - "(\$1M) Doing small improvements each year as part of budget".
- Q15) Out of town
- Q16 - No to renovation, yes to a new space.
- Q16 and Q17- Why is question 16 based on a 2% interest rate and question 17 based off of a 3% interest rate...Why not consider something in between? For example renovate current town hall and leave town clerk there while building new building somewhere else for everything else.
- Q16 I would need to see details of Q& option 1-4 before I could make an informed decision. Q18 -specify towns that changed voting procedure and what these towns did.
- Q16(4) - "But this won't be the ultimate final cost for a renovation. We have no problem with this level of tax increase for a town hall."
- Q17 - "what do you get for less than 2 million?" "This survey is done to represent 2 married individuals, and would reflect 2 votes. We do not think an expansion needs to include a place for functions and voting. There does need to be adequate space somewhere in town for BOA and planning board meetings, etc. Could library room be utilized for meetings?"
- Q17 - "Why a difference in interest rate? It skews the numbers."
- Q17- Bad question/ How can we place a value on something without seeing it?
- Q17(6) - "Should do yearly maintenance every year." "Some Questions too personal"
- Q17. Not just about money
- Q17: Need more information need renovation budget
- Q17: Question Not Clear
- Q18: more concerned about safety in the parking lot!
- Q18: Risk is everywhere
- q19 "other"- Increase police security during elections
- Q19- added 'don't close school'
- Q19 Comment- Add an extra school day so students don't lose a day.
- Q19. class school has national election perhaps
- Q19: selected 2 and 3The renovations to the Town Hall should be done efficiently and economically. There is no reason to change the location for voting- It is wonderful for children to be aware that their parents value and participate in the process. If police feel there is danger to the children- school should be closed for voting days.
- Q19: Selected both 3 and 4 "use church" Use 2nd floor of public safety building for additional office space.
- Q2(1-3) "Maybe"Q9 "Voted absentee"
- Q3A: "needs paint!"Q6E: "but renovate"Q7: "@ minimal cost" It makes sense to renovate keeping costs low- design appropriate for an old but treasured building.
- Q4- How can anybody know this? Q8- "What happened" Q17- This is not a cost issue, this is a

value issue!! what will we get for each level of cost?? Demographics- Why should any of this matter????-----Additional Comment Section- The Applicability and credibility of this questionnaire has been brought into question. A poor set of questions, apparently biased.. not designed to gain the understanding that we seek.. Not surprised but I am disappointed!!!!!!!!!!

- Q4- In the future we may need more space Q7- Separate small well designed building Q17- if you build/renovate the right building, well designed using the right materials, the cost will not be important .. Value and longevity matter more. Comments--The #1 issue is to determine what is to be done with the existing town hall. If the building is of value historically and architecturally, then the total real costs for structural and code compliance renovations should be determined and presented to the Rye taxpayers. If voters approve the costs then the need for a separate small well designed office building can be determined.
- Q4- This depends on how its intended to be used.Q6- The voters need information about these optionsQ7- The scope of the project was too big in the last electionQ17- I would need information on the proposed project scope. Comments: This survey provided no option for preservation of the town hall and a smaller project to upgrade. The voters need more information on the new proposed options.
- Q5(c) - ref American Disability Act "Don't we have to?"
- Q5(f) - ref public meetings "use schools"
- Q5(j) ... as soon as possible, "with due consideration for other options as yet not fully explored - e.g. renovating without an addition." Q16(4) - "Does not take into account any project changes, delays, cost overruns, etc."
- Q5: Use the library or the Jr. High School for meetings. Build a small annex where the old police station used to be, Stop thinking of the tax payers as your ATM machine. Q12: The game of loading up every square inch with boxes and stuff to make it look crowded is very transparent..Q14: One need only look at the safety building to see how poorly it would be done.Q17: Need MUCH MORE information first
- Q5E,F- use Rye schoolsQ5G-use police/fire bldg?Q7-Demolish and build small building or sell Q17-cut back on other items!
- Q19: Increase police presence if necessary
- Q6 and Q7 did not provide option to build same site with a different style building. Why not look at building cost/space/energy efficient building that is architecturally pleasing, but not a replica.
- Q6 (A): Utilize former police station property.
- Q6. "use existing space in public safety building"Q7. "using to public safety building"Q17. "not sure upgrading that building is the right solution"
- Q6: Use existing town space Q16: way too much money Q17: 1.0 million Your survey is very poorly written. I am insulted by your lack of thinking, about this issue. Read the Rye civil league publication!
- Q6: wrote "and sell existing town hall"" Sell old police station and use proceeds to help with town hall costs. Same with properties taxed via tax deed."
- Q6E- 'and preserve through future community fund raising efforts' Q12- 'spending money on bringing town hall up to current requirements for public access is like trying to make a silk purse out of a sow's ear. The best place to build a new town hall is Parson's Field. It is owned by the town and the easement to an out of town conservation district can be dissolved through eminent domain proceedings.
- Q7- 'I don't really know enough about the issues' Q10-Did not know enough about the issue Q19- 'What about a town church?'

- Q7- We don't want our town hall to look like a dentist office or a modern office. It needs to have character. Q19- note: need to make absentee easier for those of us who travel a lot The post office and many towns lease space for their needs. Have we considered selling the town hall to a private developer, having them re-build the town hall to add space. Then sign a 30 year lease, all in it might be for less expensive over the long term.
- Q7: crossed out "and constructing a new addition on the building for town office use" Q16: wrote "This question is wrong. You provide info on one project's proposal cost, but no assessment of the validity of the "estimate" and how cost overruns would be addressed."
- Q7: Need more parking and better traffic flow at whatever voting site is selected
- Q7-depends on cost see if the house by the public safety building is for sale (Kent's) and buy it and build a meeting hall. Do safety renovations on existing town hall but not spend millions. don't go overboard like the public safety building!!
- Q7-incomplete choices: What about Public Safety Building or Rye Cong Church spaces mix Q8- Incomplete choices: What about Public safety Building or Rye Cong Church spaces Q19- a bad and misleading question Existing spaces such as Public Safety and potentially Rye Cong Church must be in the mix. Other priorities Rec DPW have to be considered as well. 1 )Town Hall/gov't functions must be safe and accessible. That's it. Public meeting event spaces improved
- Q8) LOWER TAXES! Move into the public safety building, seems like plenty of space there.
- Q8-would like it renovated unless it is too costly Q18- Should NOT be at the school! Fire station??The town needs an auditorium, that may also be used for voting (stage?) and we should preserve historical buildings when at all possible. But we need to do it right! The public safety building looks horrible and cheap!
- D2-What relevance does this have? Fix the parking problems and safety issues during summer months
- Question #7- "The most economical option".
- Questions D1-D10 are intrusive and inappropriate. I find the whole survey biased and inappropriate. This already voted down. Stop trying again and again. This is misguided leadership.
- Recreation has moved out, sewer has moved out, why more space?
- Redesign the Public Safety buildings and renovate Town Hall. Do not spend over \$2.5 M! Q4b/5g - "Consider technology". Q6 - "Use existing town space in PS buildings" Q7(5) - "+ repurpose existing space".
- Q9 Do not vote in March elections. We are snowbirds in FL from Dec thru April
- Refurbishing the present town hall building is a huge waste of money. Just about everyone drives. There is no need for the offices to be in the center of town nor do they need to be overly elaborate. Although many in Rye have lots of money, many do not and are just managing to hold on to their homes that they love!! Doesn't need to be bright, clean, energy efficient, technology efficient, or handicapped accessible!
- Regulate the need for so many committees/commissions. They are the needs for such a small town budget. It appears that many are always out soliciting donations. Make department heads accountable.
- renovate existing town hall and cut the bureaucracy within
- Renovate fire station to hold all town employees. That building is already too big for this town and could easily fit Town Hall.
- Renovate fire/police station to house ALL town offices!!
- Renovate Town Hall only (Q7)
- Renovations are difficult-costly. Hire a competent professional to consult with and handle this project. No more fire station/ police station boondoggles!!



- Renovations to the new safety building + tearing down + rebuilding the old police station must be considered as available space to meet the needs for town hall records, office space, meeting rooms. We could do a great deal with 4m if we considered these options.
- Restore the inside and put on an addition that looks like the old exterior. Keep it simple.
- Rye has much history. It should not destroy buildings that would be lost forever. It will look like any town, anywhere with no personality of its own!!
- Scope of proposed \$4.1 million is way out of line for what we need. Example - ?/? Building is example of poor planning and experience of ?man. This survey of UNH is also waste of taxpayer dollars!!!
- Seasonal resident
- Security concerns about voting in schools could be solved by voting on Saturday, and giving employees working that day Monday off to avoid paying extra.
- Seeing present Town Hall is named for Boss Goss and Town of Rye owns Goss Farm. If a new Town Hall is needed place it there. He would have liked that. If you need more staff and bigger office spaces because they had it in Mass. or NCY, or wherever, go back there to live! As a Rye Yankee we will be ok!
- Seniors are being squeezed out of Rye. Families who have lived here many years. New town Sr. housing is unaffordable. Every project undertaken has required more staffing- a bigger payroll. Our last assessment was biased. School classes are too small. Research is finding that small is NOT better for learning. We are a small "country" town- let's keep that flavor. It is why people have moved here-are moving here.
- several of your questions are slanted to achieve results- I worked at a survey company
- Shouldn't cost 2M to renovate support cost to renovate.
- Sidewalks from the town center to the beach are a higher priority. build 200k house for a town hall
- Size of town has not changed. We do not need a gold plated counter to pay taxes. Maybe tax collector should go door to door like they used to. be good exercise at that
- Small town - live within your means. We all don't have trust funds.
- Stay the same
- Stop spending and building homes in every spare space
- Stop wasting our money on this project!
- Street lights on all roads, it gets so dark off the main roads.
- "We don't believe in putting money into very old building. Town clerk's office should be in safety building."
- taxes are always guaranteed to rise so supporting to keep the historical building in tact is very important
- Taxes increase every year-- for those of us with no children in the school system, we pay enough to keep the schools running + don't appreciate. More burden town hall renovation-- too expensive + not necessary
- Tear down old police station. Build suitable building for storage, building department, other.
- tear down the town hall and rebuild similarly also tear down the "Trolley" building and build space for storage and building inspector
- Tearing down the existing town hall would be an abomination.
- thank you
- the construction of additional town hall spaces seems unnecessary as more services are being conducted online and there is a great deal of underused space in other town buildings
- The current building has outlives its usefulness. space, safety, r&r issues cannot be solved by

putting more money into this building

- The difference in cost between replacing and renovating town hall is a critical piece of info missing from this survey. Q17 "depends on scope of project"
- The main reason the 2015 plan failed was lack of effort by town officials to sell it. Their job is to develop programs to benefit the community and then justify these programs. We have a second chance on this issue. Let's see our town officials make this acceptable to the communities.
- The next time you plant yellow signs all over the town don't send a white survey, it almost got thrown away.
- The price seems high for more "wants" than "needs." Fulfill the needs and I will support it. Q17. "this is a very 'loaded' question that is not reasonable to answer"
- The public safety building should have addressed these needs. we don't need to spend anymore money.
- The Public Safety Building was poorly managed thus undermining confidence in the towns ability to do this new project in a capable way.
- The Rye Congregational Church offices could be leased/owned in order to expand the space at Town Hall- the church could be a summer church only? Visiting preachers? Use space over Public Safety Building too- splitting up the town departments
- The safety complex should have included the town hall- wasted space and money.
- The safety complex that was built in Rye was big enough! Please don't waste our money and hard earned money on an extra fancy space.
- The selectmen seemed to have a preconceived agenda for the town hall changes. Town population has been stable for years. A bottoms up analysis of truly needed space with tight budget constraints may have provided a more convincing range of long term solutions.
- The survey should have estimates for call differential from renovating with extension or bread new construction.
- The Town Hall is a NH Registry of important places. It is not big enough for town business but should be renovated for functions/ voting. An addition should be added!
- The town hall should be at its current site where it is renovated or torn down and rebuilt.
- The town hall should have been kept in good condition. all of the sudden it needs repairs!
- The town has shown a willingness to spend, spend, and spend in the last decade. start reducing other budgets and programs. This will provide the money for a new town hall.
- The town of rye gov't does not need to grow to service the needs of our town. new technology and renovations current structure should suffice. we are just a small town. if the town builds more space, the town will ultimately add services and hire unnecessary staff.
- The town should elicit proposals from Rye residents for creative ideas on funding Town Hall projects.
- The town should invest in the cheapest option to accomplish the purpose for current needs. The future should be left to the future years.
- The town should utilize the vacant space in the public safety building. Voting in the school is not an issue. The town is trying to use this as an excuse to spend money.
- There are enough well known builders in town to get good input from and form a committee to come up with a plan conducive to the towns needs for a town hall, not a commercial building.
- There are protective measures in place (q18)
- There are some/many poorly constructed questions on this survey. It is not really possible to "rate" or "support" something without considering the \$ cost directly. The amount of space provided for additional information clearly reveals how much "additional information is really

desired".

- There is always, always, always a "necessary" reason for more taxes. Enough. town hall is fine
- There is not enough parking at the beach for Rye residents. Out of state people come too early and get all the spots. Need more areas for sticker parking.
- There must be a solution to these space issues that would cost less than any option in Q17. Move some offices out of the town hall building and leave some in the building (first floor)
- There must be space in the police/fire department to house extra employees! So no use for new town hall.
- There should be an option for tearing down and building a new building not necessarily in same style.
- There should be cost comparisons of different options. The current town hall is not a building that is worth saving.
- This is a simple town, stop trying to put on a facade when people are disappointed because of to many try to create new rules/regulations. Keep the town simple let people keep their property.
- This needs to be dealt with. This building is an eyesore and does not support the town offices in its current state.
- This questioning did not allow for consideration of locating town offices in the fire/police building- and it should have.
- This survey is invalid as it was not sent directly to each eligible resident for signature. Hence we don't know who filled out survey or if they filled out more than one.
- To present the town hall as a historic building is erroneous. Too much work has been done to it and its foundation needs work.
- Town doesn't need to continue to own town hall but I would like to see the building remain. Is any part of Rand Lumber still available
- Town Hall is perfectly fine. Ridiculous to consider change. Do not need any new town hall or construct or otherwise.
- Town leaders allowed too much favoritism with meetings and not enough oversight with safety building. The towns people are not confident that this station will not happen.
- Town management has had the cart in front of the horse(?) with this project, many tens of thousands of dollars have been mis-spent
- Town needs to renovate current building. Does not need more space. Why isn't this an option? Looks like you are trying to skew results (under Q8?)
- Town should consider absentee ballots for residents away during the winter months
- Town should consider closing down the Fire Dept. and creating a joint Fire Dept. with Portsmouth (station > 1 mile away) or North Hampton. Fire Dept. cost are too high relative to town need.
- Town should focus on more E-GOVT making physical buildings obsolete. Do more online.
- Town should move some services to old police station, maybe recreation or building Departments.
- Town hall should have been dealt with every five years instead of letting it get to be a safety hazard
- Use 2nd floor of the new public safety building with elevator.
- Use space in public safety building for storage
- using existing town hall building is trying to make a silk purse out of a cows ear
- Vote at library or fire department?
- Vote elsewhere, but tax payers should be allowed to vote on issues locally! (Q15) make use of

existing spaces in municipal buildings; fire station (Q17) could vote at fire station, church, or library (Q19) Allowed to vote in local, but certainly would be active in local elections if allowed. you are spending my thousands (D10) Please think creatively about using all of the public spaces in town and encouraging more use of computerized town transactions as well as "absentee" voting.


- Want one new office building with this as the objective not clouded by auditoriums and stages, etc. Tasteful architecture not the same as at present. Existing building has outlived usefulness and renovation would be too costly. Besides offices, should be enough room for selectmen's meetings.
- We already voted, no means no. Look at other options. Renting space. Get rid of paperwork and be more efficient. Q19(4) "can also do mail in voting online"
- We cannot afford another design mistake as we have with the fire station. In the digital age storage should be less of a problem. We cannot afford a large voting/meeting space but should continue to use the school gyms or rent from the church. We have an aging recycling center and PW's buildings. We all have a "wish" list but we then need to review and pare down to what we need not just what we want.
- We cannot vote in the town election, as Rye is not our primary home. Although, it would be great to keep the numbers below \$4.0 million, the building should be done with an eye to quality. Renovating is not always cost efficient
- We do not need more performance/ stage areas. 2 have 2 theater areas in each school.
- We do not send our own children to Rye schools.
- We need tennis courts, permit parking on 1A. and better beach/1A cleanup and sound ordinance for 1A!! LOUD!
- We voted NO- Don't want to see this again
- We would love for the town to do a similar survey re: all our beach issues!
- What about the use of Parsons field for location?
- What concerns me is the total mismanagement of the safety building construction and lack of a cap on construction costs. There was a provision for overage on the last proposal which is completely unacceptable. And what about using the excess/ underused space in the safety building? The lack of space for additional comments demonstrates that you don't actually care, doesn't it?
- Whatever happened to plans to use the public safety building for meetings?
- Whichever plan the committee chooses. Please get out the ufo. use meetings, the web, email. blasts - it is the only way to get full support. Maybe it is time Rye publishes a town newsletter emailed out 1 x a week/ keeps everyone up to date on town happenings.
- While I reluctantly voted for the project in 2015, I won't vote to advance any project unless it's substantially less expensive. Voters wouldn't approve the construction, only with the same members of the board of selectmen in office that were responsible for oversized and over budget public safety building.
- Why is no option ever given for renovating the Town Hall without ALWAYS adding "...and constructing a new addition?"
- Why not consider the old police station for town office uses? we do not need to enter into another setback like the fire station
- Why not renovate the existing town hall and utilize other space for some town departments like rec department and building department or tax dept. Utilize old police department property and new police department space and building at Rye Rec, etc. Public Works is off site and not a problem. Why not add a new construction tax to supplement cost and add parking meters on 1A with revenue allocated to Town Hall renovation. I understand

Portsmouth offered to manage the parking program.

- With all the additional building renovations thereby expanding the tax base, we should be working to REDUCE property taxes.
- With technology, I don't know if additional space for storage is necessary. For administrative offices, we definitely need more space. Tax dollars should not be used to preserve historical Town Hall that is not functioning as a town hall. I prefer center of town but depends on cost.
- Would certainly not object to a differently voting location if security is an issue at the elementary school. i.e. the churches in Rye and Rye Beach district should be an option
- You need to educate the residents as to what passage means vs. what happens if nothing is done. I do not mind such an education campaign before the last vote.

## **Appendix C: Survey Instrument**

## Rye Town Hall Survey



As you may know, a warrant article for \$4.1M to renovate the Rye Town Hall and build an addition on the building was defeated in March of this year. This survey is commissioned by the Town of Rye Board of Selectmen with the Rye Town Hall Committee to determine the opinions of Rye residents about the town's space needs and to give direction to the selectmen in their deliberations to meet those needs. This survey is being administered by the University of New Hampshire Survey Center. Your responses will be kept anonymous and only aggregated data will be reported. If you have any questions or concerns about this survey, please contact Michael Magnant, Town Administrator at the Rye Town Hall (603-964-5523) or Zach Azem at the University of New Hampshire Survey Center (603-862-4858, [zachary.azem@unh.edu](mailto:zachary.azem@unh.edu)).

### INSTRUCTIONS

For each item, please circle the response that best matches your opinion. If you have no opinion, or you do not know or the question is not applicable, circle the response for "DK/NA." If you have more than one adult who wishes to reply, additional copies of the survey are available at Town Hall or by contacting Zach Azem at the UNH Survey Center (603-862-4858, [zachary.azem@unh.edu](mailto:zachary.azem@unh.edu)).

### RYE TOWN HALL

**Q1.** How often do you use the Rye Town Hall?

- 1 At least once a week
- 2 One or two times per month
- 3 Every two to three months
- 4 Once or twice a year
- 5 Less often
- 6 Never
- 9 DK/NA

**Q2.** What types of business do you conduct at the Rye Town Hall?

(Circle all that apply)

- 1 Pay Taxes
- 2 Pay Car Registration
- 3 Apply for Permits
- 4 Attend Board of Selectmen or Committee Meetings
- 5 Other (please specify) \_\_\_\_\_

**Q3.** How would you rate ...

	Excellent	Good	Fair	Poor	DK/NA
The <u>exterior</u> condition of the Rye Town Hall?	1	2	3	4	9
The <u>interior</u> condition of the Rye Town Hall?	1	2	3	4	9

**Q4.** In your opinion, does the current town hall...

	Yes	No	DK/NA
Meet the current space needs of the town of Rye?	1	2	9
Meet the future space needs of the town of Rye?	1	2	9

**Q5.** Please indicate how important each of the following are to you:

	Very Important	Somewhat Important	Not Very Important	Not At All Important	DK / No Opinion
Keeping the Town Hall in the Town Center area	1	2	3	4	9
Preserving the historical aspects of the current Town Hall building (Great Hall, tin ceiling, spiral staircases)	1	2	3	4	9
Having a Town Hall that meets the American Disability Act requirements for accessibility	1	2	3	4	9
Having all town departments in one building	1	2	3	4	9
Being able to vote in the Town Hall instead of the Elementary School	1	2	3	4	9
Having space in the Town Hall for public	1	2	3	4	9

meetings					
Increasing space for administrative offices and storage in the Town Hall	1	2	3	4	9
Having an auditorium area in the Town Hall for performances and events	1	2	3	4	9
Having a Town Hall building that is energy efficient	1	2	3	4	9
A plan should be approved to address the current Town Hall situation as soon as possible	1	2	3	4	9

**Q6.** For each of the following, please indicate whether you support or oppose each of the following town hall options:

	Strongly Support	Somewhat Support	Somewhat Oppose	Strongly Oppose	DK / No Opinion
Renovating the existing Town Hall building and constructing a new addition on the building for town office use	1	2	3	4	9
Demolishing the existing Town Hall building and constructing a new Town Hall building on the same site with a similar architectural style	1	2	3	4	9
Constructing a new Town Hall at a different site and repurposing the existing Town Hall building	1	2	3	4	9
Constructing a new Town Hall at a different site	1	2	3	4	9
Leaving the current Town Hall building as is for town office purposes	1	2	3	4	9

**Q7.** Which of these options would you be the most likely to support if it were on the March 2016 ballot?

- 1 Renovating the existing Town Hall building and constructing a new addition on the building for town office use
- 2 Demolishing the existing Town Hall building and constructing a new Town Hall building on the same site with a similar architectural style
- 3 Constructing a new Town Hall at a different site
- 4 Constructing a new Town Hall at a different site and repurposing the existing Town Hall building
- 5 Leaving the current Town Hall building as is for town office purposes

**Q8.** What comes closest to your position about the possibility of demolishing the Rye Town Hall building, which was initially constructed as a church in 1839?

- 1 This building is an important landmark in town and should not be torn down under any circumstances
- 2 This building has outlived its usefulness and it is time to tear it down and replace it with a new building
- 9 Don't Know/Not Sure

## 2015 TOWN HALL PROJECT VOTE

**Q9.** Did you vote in the March 2015 town election? 1 Yes 2 No ->Skip to Q15 9 Don't Know->Skip to Q15

**Q10.** Did you vote for or against the proposed \$4.1 million renovation and addition to the Town Hall (Warrant Article 5)?

- 1 Voted for (Yes) -> Answer Q11 Below
- 2 Voted against (No) -> Answer Q12 Below
- 9 Did Not Vote/NA->Skip to Q15

**Q11.** What are the main reasons you voted for the Town Hall project? (Circle all that apply)

- 1 The town needs more office space

**Q12.** What are the main reasons you voted against the Town Hall project? (Circle all that apply)

- 1 Cost too much



- |  |   |
|--|---|
| 2 The Town Hall doesn't meet code/safety requirements      | 2 Poor communication about the project    |
| 3 Prefer renovating and adding on to the existing building | 3 The town doesn't need more office space |
| 4 Keeping the Town Hall in the town center                 | 4 The proposed project was too big        |
| 5 Other (specify):   | 5 Other (specify):                        |

**Q13.** When you went to vote on election day, how informed did you feel you were about the Town Hall project?

**Q14.** How confident were you that the town had thoroughly explored all options and chose the best option for the Town Hall

- |                         |                         |
|-------------------------|-------------------------|
| 1 Very Informed         | 1 Very Confident        |
| 2 Somewhat Informed     | 2 Somewhat Confident    |
| 3 Not Very Informed     | 3 Not Very Confident    |
| 4 Not Informed at All   | 4 Not Confident At All  |
| 9 Don't Know/No Opinion | 9 Don't Know/No Opinion |

## 2016 TOWN ELECTION

**Q15.** Which of the following best describes your likelihood of voting in the March 2016 town election?

- |   |  |
|---|--|
| 1 I will probably <u>not</u> vote in the March 2016 town election             | 4 I will definitely vote in the March 2016 town election |
| 2 I <u>may</u> vote in the March 2016 town election                           | 5 I just don't know at this time                         |
| 3 Unless some emergency comes up, I will vote in the March 2016 town election |  |

**Q16.** The 2015 Town Hall warrant article was for \$4.1 million (project cost) which would have increased property taxes by 27 cents per thousand dollars valuation. For a \$558,000 home (the Rye average), this would have increased property taxes by \$150.66 per year for a 10 year bond term, totaling \$1,506.60 (based on a 2% interest rate). How reasonable do you think this is to renovate the Rye Town Hall and build an addition on the building?

- 1 Very Reasonable    2 Somewhat Reasonable    3 Somewhat Unreasonable    4 Very Unreasonable    9 DK/No Opinion

**Q17.** Due to safety, functional and space needs concerns, the existing Town Hall building will require renovation work in the near future. If the Town Hall Committee, with the endorsement of the Board of Selectmen determines that the necessary solution for building or upgrading Town Hall space would cost the following, which of the following options would you support?

(Numbers are based on 3% interest rate, 10 year bond term, average home \$558,000)

- |                                    |                       |                   |                                 |
|------------------------------------|-----------------------|-------------------|---------------------------------|
| 1 \$2.0 million                    | 15 cents per thousand | \$82.82 per year  | \$828.20 total over ten years   |
| 2 \$2.5 million                    | 19 cents per thousand | \$103.52 per year | \$1,035.20 total over ten years |
| 3 \$3.0 million                    | 22 cents per thousand | \$124.23 per year | \$1,242.23 total over ten years |
| 4 \$3.5 million                    | 26 cents per thousand | \$144.93 per year | \$1,449.30 total over ten years |
| 5 \$4.0 million                    | 30 cents per thousand | \$165.64 per year | \$1,656.40 total over ten years |
| 6 Not willing to pay anything more |                       |                   |                                 |
| 9 Don't Know/No Opinion            |                       |                   |                                 |

## VOTING AT RYE ELEMENTARY SCHOOL

**Q18.** Although many towns and cities use their schools for voting, some have stopped this practice due to security concerns. How concerned are you about security issues raised by voting at the Rye Elementary School?

- 1 Very Concerned    2 Somewhat Concerned    3 Not Very Concerned    4 Not Concerned At All    9 DK/No Opinion

**Q19.** Which option do you prefer for voting in Rye?

- |   |                         |
|---|-------------------------|
| 1 Building enough space in a new Town Hall to accommodate voting            | 4 Other (Specify) _____ |
| 2 Continuing to vote at Rye Elementary, but closing school on election days | _____                   |
| 3 Continuing to vote at Rye Elementary, making no changes                   | 9 Don't Know/No Opinion |

## DEMOGRAPHICS *(The following questions are for analysis purposes only)*

**D1.** Are you a full-time or part-time resident of Rye?

1 Full-Time 2 Part-Time

**D2.** How long have you lived in Rye? \_\_\_\_\_ years

**D3.** How long have you lived in New Hampshire? \_\_\_\_\_ years

**D4.** How old are you? \_\_\_\_\_ years old

**D5.** Are you... 1 Male 2 Female

**D6.** How many adults do you have in your household? \_\_\_\_\_

**D7.** How many children live in your household? \_\_\_\_\_

**D8.** What is your highest level of education?

- 1 High school graduate (or less)
- 2 Some College/Technical School
- 3 College graduate
- 4 Postgraduate work

**D9.** What is your annual household income?

- |                       |                         |
|-----------------------|-------------------------|
| 1 Less than \$25,000  | 5 \$100,000 - \$124,999 |
| 2 \$25,000 - \$49,999 | 6 \$125,000 - \$149,999 |
| 3 \$50,000 - \$74,999 | 7 \$150,000 - \$199,999 |
| 4 \$75,000 - \$99,999 | 8 \$200,000 or more     |

**D10.** How frequently do you vote in Rye town elections?

1 Always 2 Usually 3 Occasionally 4 Never 5 Not Registered To Vote In Rye

Please provide any additional information you would like the town to consider below:

***Thank you for taking the time to complete this survey! Please fold the survey so that the return address is clearly displayed.  
Tape the survey together and place it in the mail***